

# THE KITEFLIER

[www.thekitesociety.org.uk](http://www.thekitesociety.org.uk)



**Issue 109**

**October 2006**

**£2.00**

**Newsletter of the Kite Society of  
Great Britain**

[www.dunstable-kites.co.uk](http://www.dunstable-kites.co.uk)

Unit 1 Barleyfields, Sparrow Hall Farm, Edlesborough, Beds, LU6 2ES



Last year we brought you the F-Tail this year we give you the XXL Delta 4 Mtrs Wide and 12 Mtrs in length this is the daddy of all F-tails. In several colours options only £85 See the website for the full **BIG KITE** range.

Trick Or Treat  
DVD also available  
£19.95



Benson Deep Space is proving the kite to have in your bag this year. Is this the "Carlsberg" of trick machines to have ever come out of Tims workshop? **Probably!!!**

**Dont delay order today.**

Cut out n Keep  
window sticker

We are now  
proud suppliers  
of the MBS  
Mountainboards



**OUR NEW PHONE NUMBER IS  
01525 229 633**

Letters	4
Kites for Fishing	6
Extracts from Pocock	10
Bits & Pieces	13
Kite Design	18
Annual Roundup	19
Photos from Dieppe	20
Why Fly Kites?	22
Event Reports	24
Pothecary Corner	25
Aerodyne	28
Roman Candle	36
Events List	40

**Front Cover**


**The Prize Winning Kite at Dieppe 2006.  
Photo: Tara Bloom**

For those who did the crossword in issue 108—here are the answers.

Across – 1. Myths. 4. Balmy. 10. Esker. 11. Lecornu. 12. Rhomboid. 13. Bows. 15. Hussar. 17. Radial. 19. Drag. 20. Dan Leigh. 23. Allison. 24. Easel. 25. Tweak. 26. Essex.

Down – 2. Yakko. 3. Hornbeam. 5. Arch. 6. Marconi. 7. Tetrahedral. 8. Plait. 9. Russell Hall. 14. Tailless. 16. Swallow. 18. Yarns. 21. Issue. 22. Asia

*Whilst every effort is taken to get the details correct The Kite Society cannot be held responsible for any errors or omissions that occur. Opinions expressed in this magazine are not necessarily those of the Editors or The Kite Society.*



The Kite Society of Great Britain

P. O. Box 2274

Gt Horkesley

Colchester

CO6 4AY

Tel: 01206 271489

Email: [kites@thekitesociety.org.uk](mailto:kites@thekitesociety.org.uk)

<http://www.thekitesociety.org.uk>

**Private Ads**

Free: Must reduce number if kites so free to a good home. 10 single line kites all ripstop and carbon. Can deliver to Woking/Guildford area of Surrey. Telephone John on 01483 726937.

**Kites Wanted**

In nice collectable condition:

- Fizz Phantom (any Model)
- Benson Scorcher
- Benson Wasp
- Highflyers Phantom - 1990 model
- Highflyers Shadow - 1992 model

Contact: Bill Lancashire

01908 679240

email: [bill.lancashire@o2.co.uk](mailto:bill.lancashire@o2.co.uk)

.....

It is with great sadness that I send this message to you. Allan Gilbert has entrusted me with the task of disposing of his treasured kite collection. He was a very active member of a number of different kite clubs over the years but in the last 12 months has been diagnosed with a terminal cancer; his prognosis is short. (*Sadly Alan passed away on 28th September*)

I have not put prices on any of the items but would ask people to contact me with an offer. All the money raised will be passed on to Lesley, Allan's wife.

I have catalogued his kites and have attached it (*contact either us or Karl for the list*). There are also various lines and reels which I will be taking to events in the future.

Karl Longbottom [karl@longbottom.org.uk](mailto:karl@longbottom.org.uk), 01981 550326

.....

I have 17 back issues of the magazine "The Kiteflier" issued between the dates January 1988 and April 1993. As I am now disabled and unable to fly or make kites, I am willing to give these away, free of charge, though postage will be billed separately. Anyone interested should write to me at Grange Farm House, Kirkcudbright, Scotland, DG6 4XG. First come, first served, of course and don't send any money until I let you know that you've been successful. Wilf Proctor

## Letters

**From Peter Cleave** Please allow me a small space to reply to Roy Martin.

First let me declare my interest. It is to further the cause of helping people to enjoy making and flying kites; and helping them in a practical sense to understand what makes a kite fly. I myself have just, this last few days, put my sewing machine away after finishing a new kite ready to fly it at a festival at the weekend. I think I know how kites fly! – But I appreciate Roy Martin's effort to put me straight on the theory.

The problem with much of the literature surrounding this subject is that it is written from the starting point of aeronautics. The theory and practice of flight, based on the aerofoil wing, has been extensively researched and written about, so that anyone involved in "flying" has an understanding of how an aerofoil wing works. It is a simple and elegant theory; the diagram's of air flow over an aerofoil wing are rather mesmerising.

However, the theory of aeronautics applies to very specific rigid structures called aerofoils, which when propelled through the air at considerable speed, produces an upward force above the wing which is called lift. From the standpoint of this theory it would seem to be an obvious extension that it should also encompass the way kites fly. Roy Martin in his letter has treated us to a typical exposition of aeronautics, from which he seamlessly proceeds to equate aeroplanes and kites in the way they fly.

Unfortunately, I believe this is an inappropriate application of the theory, and furthermore, I think it does a disservice to kite flyers, because such an approach does nothing to enhance practical kite flying, on the contrary, I believe it confuses people and if anything, puts them off any study of kites.

It is my contention that the aeronautic approach has very little application to kites because, 1) with perhaps one exception, there are no aerofoil section wings in kites, and 2) the air speeds at which kites fly are too low. None of the plans for kites that I have studied in the traditional kite books (or used to make real kites) describe a wing that is other than a piece of fabric stretched or extended usually by supporting spars; and however curved that fabric may become in the wind, it is never going to be an aerofoil or behave like one. It is therefore most illogical to equate kites with aeroplanes.

The only way a kite flies is to let its wings fill with wind at ground level and hope that there is sufficient force in the movement of the air to push the kite up to its flying position. This applies equally to a box, a Cody, Conyne, delta, sled etc. The force which drives them up on the end of your string is upward pressure derived from the flow of air passing across the underside (or flying side) of the kite. This is upward pressure, and I protest against this being labelled as lift because it is so confusing. Evidence from experienced kite makers is that their books tell us that when we sew up our bits of fabric we must do all we can to ensure that the underside is the smooth side since this is the flying side. We also know that what happens on the upper surface is of secondary concern.

I was with some club colleagues the other Sunday flying our kites, when we were approached by a rather perplexed lady with a kite saying that it would not fly properly. It was a cheap store kite, (I already had the same model myself!) a bit roughly made in China of course, but nevertheless it had the makings of being quite a good flyer. Now what were we to tell her? – to go to an aeronautical college web site to study the theory of flight and get her equations right? No, of course not. The problem was obviously one of air flow around the lower flying surface; so we got a piece of cord and made a tensioner line to give the underside a good measure of bow, - the kite then flew reasonably well to much satisfaction all round.

The problem was insufficient under wing air flow and hence lack of upward pressure. This is practical kite flying. It has nothing to do with aerofoil sections and over wing lift. To make kites fly we need good airflow under the wing, and I have suggested that we concentrate on shapes that resemble wedges such as in the typical Conyne design, or canopies, either concave as per sled design, or convex as in many Edo designs (and as per the £1.99 model mentioned above!). I know that my stance is perhaps too simplistic, but my advice to kite fliers is to put aside all this stuff about aerofoils and lift, - and keep your attention firmly on under wing airflow where the essential upward pressure is generated.

**From Roy Martin** Further to my letter published in the July Kiteflier, I have come across further support for my assertions that kites and aircraft are one and the same, from the Glenn Research Centre at NASA!

I quote from various pages reached via their

## Letters

website A Short Index of Kite Slides, [www.grc.nasa.gov/WWW/K-12/airplane/shortk.html](http://www.grc.nasa.gov/WWW/K-12/airplane/shortk.html)

"From an aerodynamics point of view, two of the most important users of kites were the **Wright brothers**. In 1899, as they were developing their theories for the control of an aircraft by using wing warping, they built a small maneuverable kite to verify their ideas. Between 1900 and 1903 they would often **fly their gliders as unmanned kites** at Kitty Hawk, North Carolina. These experiments led directly to their successful 1903 aircraft.

"In fact, with the exception of thrust, **the forces acting on a kite are also the same forces which act on an airliner or a fighter plane**. Like an aircraft, kites are heavier than air and rely on aerodynamic forces to fly.

"Like an aircraft, kites have a solid frame normally made of wood or plastic, and this frame is covered by a paper, plastic, or cloth "skin" to **generate the lift** necessary to overcome the kite's weight.

"The forces acting on a kite in flight include the weight, the **aerodynamic lift** and drag, and the pull of the control line."

**From David Porter.** On Saturday 26<sup>th</sup> August my wife and I attended the Kite Festival on Southsea Common. We were enthralled by the whole occasion, arriving at 10 o'clock and not leaving until well after the final event in the arena. Thank you to you and your committee for putting on such a wonderful day's entertainment. We came away with kites for our four grandchildren and hope that they will get the enjoyment from kite flying that all your participants obviously do, and perhaps one day at least one of them might aspire to the 'ights' that your members showed.

Obviously a huge part of the day's success came from the commentary from Andy and George whose humorous banter and knowledgeable input gave a focus for the spectators, while the displays on the arena, particularly the synchronised flying of none kites and the expertise of Team Spectrum were fantastic. Additionally the performance put on by the guest flying with Close Encounters was incredible.

Couple all that with the static kites and displays and you can see why we had such a wonderful day.

**From Ann Megrath** I just want to say thank you for all the cards, email messages I received from all of you. My daughters said they didn't know how many friends their dad had, and want you to know how they appreciate all your good wishes. Eddie would have been amazed at the affection shown to him and I will never forget. Our best wishes and thanks go to you all.

**From Anne Harris** Appeal to Kiting Friends (and their friends!). One of my charity's projects is the creation of a giant coral reef, Anne's Amazing Coral Reef. This will be (at least partially) inflatable, multi-sensory and great fun, like my other creations. We hope to use the Reef as both an inspiration and a model for donations; a coral reef consists of millions of tiny coral polyps combining to create structures that can be seen from space, such as the Great Barrier Reef. If thousands of people donated just one or two pounds, dollars or euros, all these little donations would combine to make a big difference to the lives of children.

At present, we would like to raise more money for 3 projects close to my heart:

**Cape Mental Health Society** (South Africa) .In South Africa there is no provision for children with any kind of disability. Cape Mental Health work to change both lives and attitudes. The Kite Festival near Cape Town benefits the Society.

**YARIPA** (Columbia). The Kite Festivals in Columbia were organised by YARIPA which helps street and very poor children, and also educates them on the environment.

**The Mama Upendo Trust** (Kenya). The Mama Upendo Trust (Upendo means 'love') provide accommodation and care for 25 orphans and helps more children with food and education. All the money is spent on children.

I lived in East Africa from the age of 6 – 16 and had a wonderful childhood. I am personally involved in this Trust as the situation with AIDS, poverty and starvation is dire in Kenya as in other parts of Africa.

Further information on the charity and its projects, as well as a secure donation facility is available on the charity website: [www.aneharris.org](http://www.aneharris.org).

We can send a donation box to anyone who would like one.

The Anne Harris Children's Fund, Church Close, Church Street, Henstridge BA8 0QE.

## The Use of Kites for Fishing—George Webster

### 1. Introduction

Regular readers will know my view that kites originated somewhere in, or near Indonesia when a leaf being used in a wind to blow the tackle out to the fish got tangled and turned into a kite. So it is no surprise to me that the greatest number of descriptions of 'kite fishing' are from that area (expanded to include Western Pacific islands). But kite fishing was practised in South Africa, at least until 1983 and is still done in the USA and New Zealand. There is even a history of kite fishing in the UK. – but none that I know of in the last 25 years – does anyone have a recent example?

*Pierre Fabre* (see bibliography) mentions that kite fishing was brought back to Europe in the 17<sup>th</sup> century – but I don't know of any evidence. The earliest American reference was given by *Ron Moulton* of paper barn doors being used in 1909.

### 2. Why Kite Fishing

Obviously fishermen use kites as available technology to improve their catch. Asian kite fishing typically uses the kite to take the bait away from the boat (shore fishing is unusual), which is an advantage with fish wary of boats and shadows. Depending on how high the kite is above the water, it is sometimes claimed that predator fish see the kite and are attracted by what they see as a bird hovering before attacking small fish. The kite may also be used to skip the lure along the surface of the water – which attracts fish. Before western lines were available local lines floated which made them more likely to scare fish and gave an extra reason for using a kite to drop the bait into the water. Those Indonesian and Pacific societies had technical problems in making small hooks; much fishing today is by net or fish trap.

It will probably soon be clear to anyone who knows much about fishing that I don't; the previous paragraph is looking at south east Asian kite fishing. I've used the terms bait and lure interchangeably – in the home of kite fishing hooks and bait are not used in the most famous form of fishing, which is for garfish (or needlefish). These are elusive predators which come to the surface from quite deep (100m) water. In 'Europe' according to *Fabre* their bones are bright blue; British specimens have green bones and used to be called mackerel

runners in my youth. Eastern types are prized to eat, all are long and narrow with lines of backward facing teeth in long mouths.

In Micronesia the lure was a mass of spider's webs in which the fish's jaws got tangled. In Indonesia there is another method where the lure is a loop with a small fish attached. When the fish takes the bait the strike pulls the loop around those jaws.

Western kite fishing also uses the kite's ability to get the bait away from a boat's shadow. Kite fishing is also used in beach-casting where bait can be deposited beyond the breakers and the range of a casting rod. Kites can be used to hold a surface bait in position against a current, move a bait through the water or simply be positioned above a weighted bait.

Using kite fishing to avoid the rocks when fishing from a lighthouse is a British technique – no longer used as all our lights are now automatic.

### 3. Types of kite

Given our major interest; what sort of kites are used? Clearly kites should be inexpensive – professional fishermen are often poor – and anyway the kite has to be expendable compared to the fish. Most kites used nowadays in Asia have plastic covers – even where 20 years ago leaf kites prevailed. In 10 years time no doubt all will be made in China.

The most basic form of leaf kite is shown in Illustration 1. Very often the leaf, which will be pressed as it dries, will have a cross spar and perhaps even a spine of something like split bamboo simply threaded through. Even this

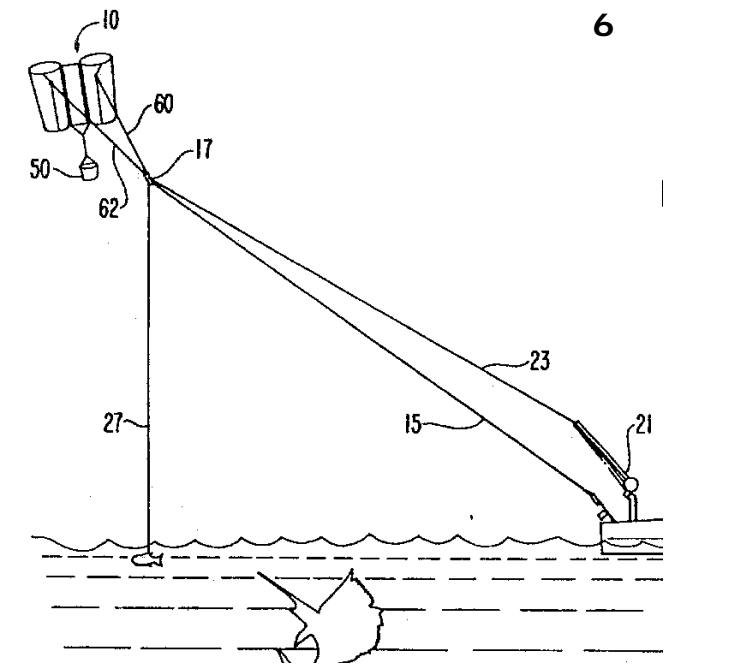
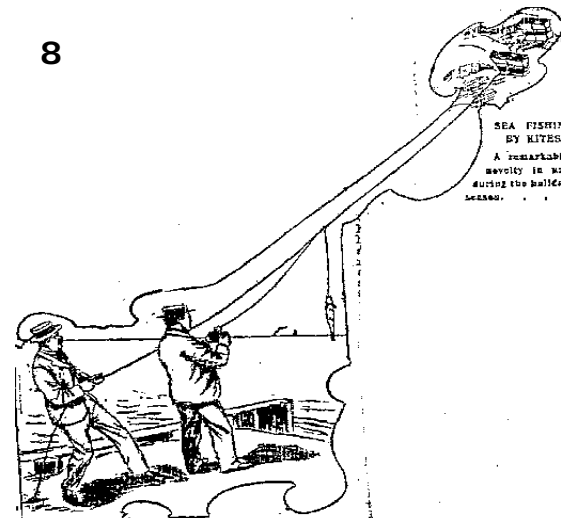



3 simple kite can have its bridle adjusted for wind speed and to allow it to fly 'off' the wind direction. But leaf kites can be much more complicated although fishing



4 kites are small. *Tal Streeter* reports a leaf kite rather like Illustration 2 but 7' tall with a hummer – for

# The Use of Kites for Fishing—George Webster



**SEA FISHING BY KITES.**  
**The Remarkable Invention of an Enthusiastic Angler.**

The kite has generally been considered an admirable means of pleasure, but an enthusiastic sea-angler during his recent vacation devised a method of turning it to more profitable account in connection with his sport.

To the wire controlling the kite, which is of the ordinary box type, is attached a number of fishing-lines. They pass over small pulleys or through small eye-holes fixed to the kite wire. The kite is flown in the usual manner, and in ascending carries the fishing-lines out to sea. The angler allows the lines to run out to the requisite length. The wire controlling the kite runs off a reel fixed to the ground, and can be checked whenever required.

When a fish has been hooked the line is wound upon the winch until it has been raised somewhat, and the kite is simultaneously wound in.

The operation is very simple and can be performed expeditiously if an assistant is employed to wind in the kite at the same time.

The most salient characteristic of the device is that any number of fishing-lines may be attached to the kite wire. To ascertain if his bait is still intact on the hook, the angler simply winds in the winch connected to that particular fishing-line until it is above the water. If the bait is still there, the winch has only to be released and the hook falls back into the sea.

Of course, the kite can only be requisitioned when the wind is blowing in the suitable direction. Also it cannot be employed for fresh-water angling, as the movements of the kite in the air would disturb the floats and frighten the fish.

The new method of fishing will particularly recommend itself to those who prefer to remain comfortably situated on dry land. At places where there are no piers, kite fishing might easily be made popular.

## The Use of Kites for Fishing—George Webster

ceremonial purposes. The stamps in illustrations 3 and 4 (thanks to Michael Alvares for his collection) show the very different fishing kites used in the east of our area. The use of whole leaves, palm fronds, grasses etc are a reminder that quite complex kites (Illustration 5) are known – though this example would be for ceremonial/religious purposes.

Various types of kite are used in the West. *Stormy Weathers* advocated a 'Bigmouth Sled'; basically the 2 stick design with the spars tapering from 20" apart to 15" on a 3' kite. In South Africa *Turton* used della portas with 3' diagonals and long tails. The bridle was 3 point, same length from each top corner and the centre intersection. It was easy to adjust such a kite to fly 'off' the wind.

I have a New Zealand 6' delta sold for fishing – here the kite flies 'off' by attaching a plastic bag on a short line from one of the fittings where the spreader joins with the leading edge spar.

In the USA at least one kite was patented for kite fishing – by Richard Gerstein in 1991. Illustration 6 shows the sled kite and the fishing arrangement. The claimed advantage of the design was its ability to fly stably in gusty winds and also over a wide wind range. Has anybody seen one?

### 4. Line Arrangements

There are, I think, three main methods:

#### 1) Single line

The kite line becomes the bridle, which then passes down the kite to be the tail at the end of which is the bait/lure in the water. This is used in Indonesia, often with a 'rod' in the form of a pole with a ring at the tip through which the line passes. The rod helps to get the kite up into the wind and keeps it out of the water when pulling in. This rig is designed to dance the lure on the surface. The kite is a plastic Malay of about 8" x 8" – see *Tal Streeter*. The lowest third of the cover may be cut away for strong wind use.

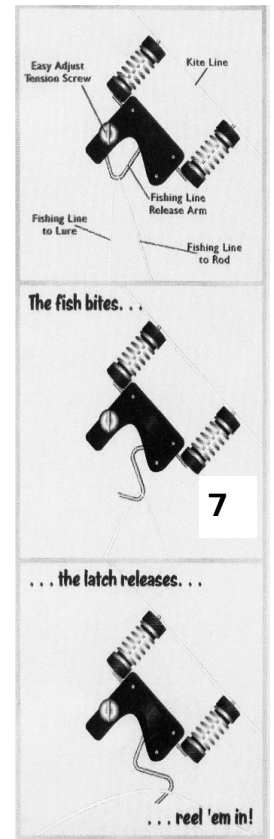
#### 2) Single line with a fishing line fixed to it

This is well described by *Turton*. A low angle is best and bottom, fly or trolling is possible. *Stormy Weathers* used a plastic container part filled with water as a float, which would also

stop the bait being lifted. *Turton's* system allows the line to be retrieved using reel/rod but the kite line has to be detached, often at the critical point of landing the fish.

### 3) The third system has two lines – one fishing, one kite (see Illustration 6).

The fishing line may be attached to the kite line by a clothes peg (*Stormy Weathers*) or a purpose-made fitting. Illustration 7 shows a purpose made fitting from a Kite Fishing Package purchased this year from Kitty Hawk Kites.



### 5. British Kite Fishing

I know of two examples:

Illustration 8 is an extract from the Daily Mail of Saturday September 2<sup>nd</sup> 1901. Three things strike me:

- the use of a short train of what looks like 'Blue Hill' Hargrave boxes which must have been cutting edge kiting at that time
- flying with wire
- the system was straightforward 'killing fish' i.e. get a bite, pull it up, haul it in.

Illustration 9 is of the kite used by *Bill Trebilcock*, Principal Keeper of the Eddystone Light, to catch fish in 1978.

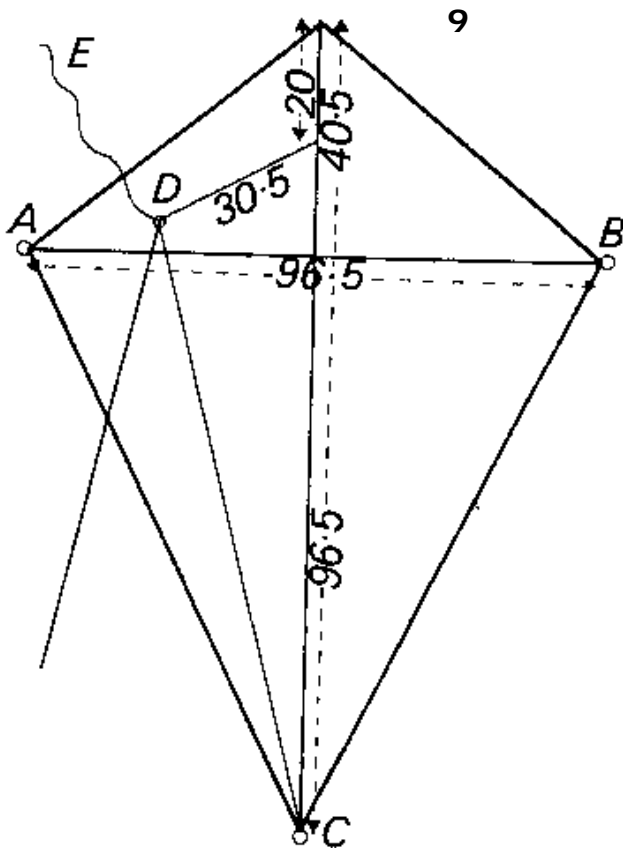
He wrote that kite fishing had been practised for 'coming on 150 years', having developed from using pig's bladders as balloons. Made from light canvas, canes and 5mm line, the kite shown was used in up to force 6 when it was capable of ferrying a parcel and rig weighing 10 kg from a boat, 40m to the top of the tower.

The 'stray line' marked E was attached to A or B depending on which side of the tower the kite was required to fly. With the length of E adjusted to give the kite the required buoyancy



## The Use of Kites for Fishing—George Webster

(i.e. flying level) the kite could be flown 5-10m



above the sea, 50-100m out. This was done by attaching weights to the 30m tail which ended with the baited hook.

Striking after a bite caused the kite, and fish, to rise. The main problem was the fish banging on the tower on its way up but (to quote) "about 7 out of 10 stay for supper". The article has a photo of Bill and a fish.

### 6. Bibliography – in date order

1913 'Kite Fishing' by H. Balfour. In 'Essays and Studies presented to William Ridgway' Cambridge University Press 1913.  
Everyone seems to refer to this. It includes a reference to the 1901 article – Illustration 8

1967 'Kites an historical survey' by C Hart. Chapter 3 – has some drawings of kites

1971 'Kites' by Wyatt Brumitt  
Mentions \$50 kits sold in Florida for

catching sail fish

1976 'Pelham'. Outlines the 'clothes peg' rig and speculates about using 2 line kites for trolling (?ever done)

1977 'The Big Mouth and Pelican Sleds' Stormy Weathers Systems, kites and an example.  
'1 Breadfruit leaf etc etc' by W.J. Baldwin  
How a simple leaf kite was used to fish Both in Kitelines Fall 1977

1978 'Kites' by Ron Moulton. Good illustrations of several line systems  
'A Fisherman's Tale' by Bill Trebilcock European Kiteflier Spring 1978

1983 'Heavyweight Kite Fishing South African Style' by A.R. Turton. Kitelines Summer/Fall 1983. Dramatic account of a night's fishing with lightsticks hanging below the kites. Much know-how. Kite fishing with a national association produced e.g. a 791 kg great white shark and a 42kg marlin

1996 'Kite Fishing Indonesian Style' by E. Ohashi. Kitelines Summer 1996  
Brief but good kite illustrations

1998 'Fish' n Kites' by Pierre Fabre Kite Passion February 1998  
Probably the best 'general' article

2002 'The Philosopher's Kite by Tal Streeter  
Wonderful description of leaf kites and of a group of kitefliers travelling to try kite fishing.

.....  
*If you are interested in kite fishing as an activity then the following resource may be of interest.*

www.kitefishing.co.uk has a booklet Introduction to Kite Fishing for sale as an e-book. The web site also contains a FAQ and links to other kite fishing sites. Three of the links are to specific kite fishing sites—none in the UK—who sell both the kites and kite rigs. Interestingly the kite that seems most popular is the one in the patent—or at least a derivative of that kite.

## Extracts From Pocock

### Reference Paul Chapman Aeronautical Archive

Extracts from "The History of the Charvolant or Kite Carriage" published 1851  
No Author given although likely to be **George Pocock**.

Illustrated by his daughter **Rose Gilbert**.

### SUMMER EXCURSIONS.

Many most pleasurable expeditions have been made with the Kites. The following, descriptive of some of the most interesting, will no doubt prove interesting:—


The party, in the present instance, consisted of twelve individuals, with three equipages complete, each with a tandem of kites; in one, the pilot sail was 8 feet in height, the draught sail 10 feet, this car was manned by two persons only; a second car, of larger size, drawn by a pilot kite 10 feet high and a draught power of 15 feet, carried a party of four; the third Charvolant, of considerable size and weight, was manoeuvred by a full comple-

ment of six — the respective power of traction, a pilot sail of 12 feet and a draught power of 20 feet. The object was to test the relative speed of those different equipages, and to mark the advantages or disadvantages of weight and compactness — of light and slightly constructed equipments. And certainly, in the whole annals of racing, never did such buoyancy of spirit and mental exhilaration accompany a competing party. The vivacity of mind and eye — the vigorous keenness of the animated contest—the graceful soaring of the Buoyant Sails of each equipage — the manoeuvring to effect the passage in advance each of the other, formed a picture not easily forgotten by any of that cheerful party.

The line of route was the great western road to London, running over the high grounds of Marshfield Downs, through Chippenham, Calne, and Marlborough Downs. At the foot of Fig Hill, a steep ascent of about one mile, and distant seven from Bristol, the keen and well-contested struggle began.

A journey of 113 miles lay before the party, to be accomplished with no other draught power than the wind, which was now blowing a fine gale of at least five-and-thirty miles an hour.

The signal was given: each company dashed gaily forward — some to unfurl their Buoyant Sails, others to



## Extracts From Pocock

run out the lines attached to their respective cars. The standard-ballast for each kite was rapidly sent in advance, the canvas raised to the wind, the brace-lines and mainstay instantly prepared, and at the signal of the bugle a general rush to each equipage took place.

A fair start, and now we are under weigh. Right in our front lies the steep ascent which has baffled the muscle and wind of many a good steed; ours heed it not. The brace-line is hauled tight, and each draught sail brought to give its utmost power, and the struggle increases in animation. The air is filled with mimic life, for six mighty birds — the soaring kites — are desperately struggling to escape from the leash; but the effort is vain, and our advance is rapid. The first Charvolant that reached the brow of the hill was the heaviest, manned, as we have before said, by a party of six. The two lighter cars, Pegasus and Chimoa, lay abreast about thirty yards in the rear; when now after gaining the summit, as we began to descend a slight incline, both these began to press the advance, and after running about half a mile farther, shot ahead with tremendous velocity. This advantage they kept until the party began to ascend a considerable rise leading out of the village of Ford, about eight miles from the starting point. Here again the flag of the heavier craft floated proudly over its baffled competitors, who dropped considerably in the rear.

We now cast a rapid glance at the chronometer, and found our pace had been, up hill and down, at the rate of twenty-five miles an hour. Chippenham now lay not far before us, which we were anxious to reach in advance of our competitors, because it involved an important advantage, which our opponents would not have failed to seize, thereby throwing us possibly in the rear by a quarter of an hour.

The town of Chippenham lies nearly at right angles with the general line of the

great London road; a tall spire stands most awkwardly on the left hand, at such an elevation as to require some patience, and the nicest skill in manoeuvring, to clear the vane. It was evident, therefore, that whichever party should succeed in reaching this point first would have gained a considerable start. It was our good fortune to lead into Chippenham, and we had no reason to regret our success, for it again gave us the advantage in Calne, a town six miles in advance.

Here the main streets are still more unfavourable, being not only at right angles with the general direction of the London road, but very narrow in the most critical part. Our brace-lines, however, were in most efficient action, and, by effecting a powerful traverse of the kites to the starboard, and by keeping them steadily on that tack, we cleared every obstacle, and soon found ourselves on the edge of the high Chevil Downs, near Marlborough. Here we paused for a few moments, to see what had become of our competitors in the race. We looked back, and could distinctly perceive their flags advancing rapidly, though still evidently at the distance of two or three miles; with this warning, however, not a moment was to be lost, if we were still to head them into Marlborough. The bugle once more sounded, and the equipage again advanced at a rapid rate.

About four miles from the edge of the Chevil Downs, we encountered a most unwelcome obstacle in a post-chaise and pair, which, though prime cattle, were a mere lumber in the road, compared with the tremendous pace we were then going — certainly not less than five-and-twenty miles an hour. The post-boy, however, determined to jockey us; he now traversed to the right, now the left, of the road, just as he perceived we were about to pass him. We were thus effectually blockaded, at a time too when, to our great vexation, we perceived the party in the rear gaining on us so rapidly as to threaten coming up with

## Extracts From Pocock

us in a very few minutes.

The occupant of the chaise seemed to enjoy our dilemma, and evidently prompted the postilion in his clever manoeuvres. At length, watching an opportunity, no sooner did a spot present itself where the downs sloped smoothly into the road, than the steersman dashed boldly out upon the turf, and, accompanied by the sound of the bugle, in one second our carriage shot ahead, and left our disappointed jockey in the rear.

It may be mentioned here, that since the withdrawal of the public conveyances from the turnpike roads, a greater facility is afforded for the delightful recreation attending excursions in the Charvolant, for miles may now be passed on many of our high roads without meeting a vehicle of any description, consequently scarcely any interruption occurs in this respect — indeed, in many places the grass is growing very luxuriantly, and the animals which formerly sweated and foamed whilst traversing these now old-fashioned courses might obtain a plentiful repast on that very ground which they were continually tearing up in their passage through the country.

Notwithstanding, we succeeded in shearing off from this troublesome manoeuvre, we had lost valuable time, which, with the brisk equipage in chase, was not to be recovered. In addition, the road again began to incline considerably, a disadvantage which our carriage was not long in finding out. Accordingly, just as we were about to enter Marlborough, our indefatigable chase again came up with us. The whole party now pulled up, and it was agreed, after the very splendid run of the morning, to postpone our further progress till the evening, when we were again to get under weigh.

Meanwhile, we spent a very cheerful afternoon with a friend in the town, and, after waiting till the evening breeze, the whole party again set forward; this time, how-

ever, without any rivalry, and keeping each other company.

As it was now getting dark, the night signals were considered necessary; they were speedily adjusted, and we were once more in motion. Nothing could exceed the stillness of nature; not a breath moved amongst the leaves, and an unusual calm reigned around. Notwithstanding this preternatural quiet, a steady and active breeze was flowing aloft. The kites kept a position so uniform, as to convey the idea of being nailed in their respective places, while, from the even tension of the cordage, sounds resembling the plaintive breathings of the aeolian harp proceeded.

The pace of the equipage was now about 18 miles an hour, and our rapid movements demanded a vigilant look out. The bugle was in frequent requisition, and of essential service. During this night journey, soon after the stars began to shine out, an appearance frequently presented itself, calculated to attract the attention of the scientific. Meteors continued to pass in an uniform direction across the atmosphere, traversing the cordage from right to left; very possibly the current of electric fluid was disturbed by the rapid passage of so slender a body as the cordage.

After a delightful run, we determined to close our day's adventures by bivouacing ' out till the dawn, in lieu of running into London. We, accordingly, furled our Buoyant Sails, reeled the cordage, and repaired to a stack of fragrant clover-hay, still in process of making. There, with our kites once more spread for an awning, and their oval ballast tails for a nightcap, we slept peacefully till awaked by the gay carol of the early lark.

*from "The History of the Charvolant or Kite Carriage" pp 38 – 43*

## Bits & Pieces

### Online Festival Videos.

You may be interested to know that a film about the International Kite Festival which was held over the bank holiday in Portsmouth has been playing on ITV Local ([www.itvlocal.tv](http://www.itvlocal.tv)).

You can see the video by going to the above web site and searching under "Your Town" for "Kite". Or directly to [www2.meridian.tv.com/itvlocal/yourtown.htm?24027](http://www2.meridian.tv.com/itvlocal/yourtown.htm?24027)

The video gives a great sense of the variety and scale of kites at the event. Please also feel free to link to it from your own website should you wish to.

Also on the site (under your town) is a video from Brighton Kite Festival and a nice bit of advertising for Kites Up!

### Online Archives

The Royal Society are making available free of charge until December 2006 online access to journals. [www.pubs.royalsoc.ac.uk/index.cfm?page=1373](http://www.pubs.royalsoc.ac.uk/index.cfm?page=1373). Of particular relevance to kiting are accounts of Benjamin Franklin's experiments with kites and lightning. Try a search for kite or kites on this page: [www.journals.royalsoc.ac.uk/app/home/main.asp?referrer=default](http://www.journals.royalsoc.ac.uk/app/home/main.asp?referrer=default). Thanks to Brian Fat-torini for pointing this info out.

### Exhibition News

PAINT THE SKY—Karl Longbottom and Michael Goddard. 11<sup>th</sup> September – 26<sup>th</sup> November 2006. Kirkby Gallery / Library, Newtown Gardens, Kirkby, Merseyside, L32 8RR.

Knowsley Arts Service welcomes the spectacular artwork of professional kite makers Karl Longbottom and Michael Goddard. Designing kites creates the challenge of combining shape, colour and balance with aerodynamics. Boldness and simplicity, visual metaphors and the impact of colour are key elements in creating kites. The surface design can dramatically influence the viewer's perception of the form of the kite.

Karl and Michael have used carefully coordinated colour schemes when designing their kites, which are then constructed using carbon fibre and ripstop nylon. Both designers have

been inspired to construct traditional kites such as the Japanese Edo and Rokkaku, which are then given a more contemporary surface design. The materials they use has enabled them to experiment with new shapes and structures, resulting in fantastic moving sculptures and artworks in the sky.

Karl's kites have quietly won a great reputation in the UK and abroad for excellent quality and great flying characteristics. He works with kite designs from all around the world and is greatly influenced by traditional Japanese kites and the Pop art movement of the 1960's.

Michael Goddard has been designing and making kites for over 20 years. He is currently a lecturer in visual communication and has a background as a painter and graphic designer. His kites are decorated with colourful and bold graphic compositions. Many of his early kite designs were influenced by the visual cultures of North American and African art. More recently the interpretation of rhythms in music and contemporary architecture have featured strongly in his work. Michael has displayed his kites in Europe and as far afield as Jerusalem and on Bondi Beach in Australia.

Paint the sky will display a variety of Karl's and Michaels' kites as art forms, along with sketchbooks of detailed designs.

Opening Times: Monday & Friday:- 9.15am–5pm, Tuesday & Thursday:-9.15am-7pm, Saturday:-10am-4pm, Sunday:-12-4pm, Closed Wednesday.

For further information please contact Knowsley Arts Service on. T: 0151 443 5617/5619. E: [arts.galleries@knowsley.gov.uk](mailto:arts.galleries@knowsley.gov.uk)

### From the News

#### *Everest youths to cross the globe*

Two teenagers who became the youngest Britons to climb Mount Everest are now set to trek from pole to pole using only natural and human power. Rob Gauntlett, from Petworth in West Sussex, and James Hooper, of Wellington in Somerset, both aged 19, will travel 17,000 miles over 10 months. Mr Gauntlett said they would walk, ski, cycle and sail during their expedition.

## Bits & Pieces

The pair, who reached the summit of Everest in May, plan to begin their latest challenge in March 2007. The expedition, called 180 Degrees - Pole to Pole Manpowered 2007, will see the pair attempting to become the first people to traverse the globe without using any motorised forms of transport.

Mr Gauntlett said: "From the time we get to the North Pole for the whole time to the South Pole, we will be cycling, walking, skiing and sailing. We'll always be under natural and human power.

"We're trying to promote green travel and investment in sustainable energies, while also encouraging young children to follow their dreams. Our age and the profile of our expedition is an ideal opportunity to flag these issues up."

The teenagers will have to fly to their start point at the North Pole, but Mr Gauntlett said they would offset their plane's carbon emissions by sponsoring the replanting of trees in the Amazon rainforest.

They will also raise money for The Prince's Trust during their epic journey, which is scheduled to end at the South Pole in January 2008.

THE ROUTE. Ski from the world's northernmost point across the ice pack. Ice Breaker Yacht to Newfoundland in Canada. Cycling all the way down North and South America. Yacht from Chile to the Wedell sea area of Antarctica. Power kite-assisted skiing to the South Pole

### Man killed in kite accident fall

A 30-year-old man from Gloucestershire has died after falling 50ft (15m) down a cliff while flying a kite in Devon. The accident happened in the South Hams when the man accidentally stepped backwards over the cliff at Blackstone Point, Noss Mayo, coastguards said.

A rescue helicopter airlifted the man to Derriford Hospital in Plymouth, but he was declared dead on arrival. Coastguards urged people to stay away from cliff edges because it was easy to misjudge distances.

Coastguards said the man, from Tewkesbury, was on holiday with his family, including his pregnant fiancée.

Coastguards received a 999 call at about 1130 BST from a member of the public. The rescue helicopter was sent from RNAS Culdrose with a doctor on board and arrived at the scene about 30 minutes later. People in the area tried administering CPR after the man fell. The treatment was continued on the helicopter as the man was taken to Derriford.

Brixham Coastguard watch manager Sean Brooks said: "The man was flying his kite 200 yards from the coastal cliff path when the accident happened. We would always recommend that people stay away from cliff edges. They can be slippery when wet and are sometimes unstable. It can also be easy to misjudge distances, especially when you are engaged in other activities."

Coastguards said it was a "very saddening accident".

### Batman model flies in to a 999 alert

By Deborah Linton Bolton Evening News

A LIFESIZED figure of Batman seen flying over Westhoughton sparked a police alert when it was mistaken for a hang-glider pilot in trouble.

Someone who watched the flight thought the pilot had lapsed into unconsciousness. And he rang police terrified that the hang-glider was about to crash into the street.

Police officers raced to Southfield Drive, Westhoughton, and put a police helicopter on standby only to discover 62-year-old Malcolm Vickers flying a giant kite with his 6ft model of Batman attached to it. He was blissfully unaware of the commotion he had caused.

Mr Vickers has been flying his sculptured polystyrene superhero above the town for the past three months. But the wind was taken out of Batman's sails when police received the 999 call. The passer-by told police: "A man appears to have become detached from his harness and appears to be dangling under a motorised hang-glider."

Bits & Pieces

A police helicopter from Barton Aerodrome was alerted and police cars quickly gathered on fields at the end of Southfield Drive at 8.30pm on Monday. But when police discovered just what had caused the alert, they told Mr Vickers that he might want to think twice about flying the kite there in such a way again.

A spokesman said: "He was advised he might want to consider not doing it again so as not to create any unnecessary alarm or distress to anybody."

Mr Vickers made the Batman figure himself and he has also made models of Superman and Elvis Presley which he has also strapped to the kite. He said: "I go out flying the kite with a different figure fixed on every night. When the police approached me on Monday, they were very angry. I thought they were going to arrest me. I was told I had caused quite a stir."

Mr Vickers, who is retired and married to faith healer Mary Malone, added: "I would really like to keep flying the kite, but I think I'll have to find a new spot now."

But Mr Vickers' neighbours say they want him to keep the superheroes flying high and are writing to police to ask that he be allowed to continue his kite flying.

Philippa Beckett, aged 29, said: "Malcolm's such a lovely man. We all go out there and watch him flying the kite every night. The kids in the area just love it."

**Essex Power-Kite Park**  
Southend-on-Sea's new power-kite field, Es-

sex Power-Kite Park is located in Barling 4 miles outside of Southend's town centre. The field is a 22 acre site of newly grown grass which has been cut short, the ground is currently a bit bumpy with a few bare patches but is still very usable with boards and buggies. The more the grass is cut and rolled, the better the surface will become, (like a bowling green by mid 2007!).

The power-kiting field is very open with only the odd small tree or bush around the perimeter to obstruct the wind, and with the sea only a couple of miles away hosts good clean strong winds, and easterly or westerly giving you nice long runs the whole length of the field and launch area.

The local power-kiters of Southend-on-Sea have been granted permission to use and promote the field for power-kiting activities, with free parking and toilet facilities. All power-kiter's are welcome to come and fly the field for £5 per day, weekly or monthly tickets and annual memberships are available. No day tickets or memberships can be issued without proof of 3rd party insurance.

With everybody's support Essex Power-Kite Park can become a permanent flying site and an excellent power-kiting location. The more funds raised towards the power-kite park the quicker the field can be improved, and the longer the field will be kept open. The aim is to keep the power-kiting community going and growing!!

Essex Power-Kite Park are a non-profit making club - all membership/ticket fees collected for use of the field are on behalf of the landowner, and are to be forwarded to the landowner for the up-keep, maintenance and rent of the field.

Essex Power-Kite Park membership enquiries and day tickets please contact Jason on 07979 558934, or email for details to [jason@up4kiting.co.uk](mailto:jason@up4kiting.co.uk)

**New Kite Flying Record**  
Milliken man hopes to set new kite-flying world record By: KRIS WILLIAMS, Telegraph Correspondent. The world record for kite flying height is 13,509 feet, but on Labor Day



## Bits & Pieces

weekend, it may be broken. Milliken, Colo., resident Richard Crawford plans to set a new record of 15,000 feet at the Callaway Kite Flight.

"It's all up to God and mother nature," he said. "I've got the tools, the gizmos. All I need is the wind. It's kind of a crap shoot."

The current world record is held by 1995 by Canadian Richard Synergy. The 43-year-old Crawford is a production chemist at a Boulder, Colo.,-based custom chemical manufacturing company. He's been flying kites for 18 years and custom builds kites in a hobby he calls "Stitched by Rich." When asked why he decided to go for the record, Crawford said, "I wish I knew." After studying the world record numbers, he said to himself, "Wow, that looks pretty doable. I thought, 'It's kind of high, but it's not that high,'" Crawford said.

Callaway Kite Flight has been a destination spot the last three years for Crawford. He's been practicing getting his kite up to extreme heights. Last year he made it to a little more than 5,000 feet. "The winds (at Callaway) have always been dynamite," he said. "Getting to 5,000 feet was very easy."

The perfect day for achieving his goal would include ground-level winds at 15 mph, gradually increasing to 35 mph at 15,000 feet. "If I've got that, I'm there. It's a done deal," he said. "Something close to (those conditions) might get the job done, but either way I'm going to have a lot of fun. That's another reason I go to Callaway," Crawford said. "These people are a blast."

He plans to be in Callaway by Friday noon when he will scout out the kite flight area and set up his equipment at Foster Smith Field, four and a half miles southeast of Callaway. He's bringing an eight-person support team with him to help. There will be dangers associated with attempt, so Crawford and his team will launch from way in the back of the field. He said his group would bring their own sound system, video cameras to record the history-setting event and walkie-talkies to provide updates to the announcer near the spectators.

Before he was able to plan his adventure,

Crawford was required to get proper authorization from the Federal Aviation Administration. "You let the FAA know what you're doing, where you're doing it and how high you're doing it," Crawford said. He was given an FAA-cleared notice to airmen that warn pilots the fly space is being used and he was given a waiver for marking his kite string.

Instead of the general requirement that places a marker every 50 feet on his kite line, Crawford will only have to mark his line every 1,000 feet. He will need about 30,000 feet of line, he said and marking it every 50 feet would have been quite an obstacle. The kite string Crawford will be flying is a very fine line called aramid fiber. He said the high tensile line is about four times the tensile strength of steel.

He will have a global positioning system on board his kite along with wireless telemetry that will be wire flight information down to his laptop computer on the ground. His kite is a self-designed 26-foot wingspan Delta. Since he's the designer, Crawford believes he has eliminated any failure points that would keep him from reaching his goal and causing the kite to rip apart.

Crawford is lucky enough to have found sponsorship for his world-record attempt. Twin Line, a company in Boulder, will be supplying the line and MaxStream, a wireless company is providing the communications to his computer. It would have cost Crawford more than \$2,000 just for the kite line. "I was ready to pay that if I had to, but had been putting feelers out and was lucky to find a sponsor," he said. A winch with a 6.5 horsepower engine will be used to reel the kite back to the ground.

Although Saturday morning is Crawford's target launch time, he is prepared to try again on Sunday if the weather doesn't cooperate. To verify that Crawford does set a new world record, he is required to have three signatures from witnesses to the event. One of those will be Don Murphy, the regional director for the American Kite Association. On the same weekend, a fellow kite-flyer in Australia plans to attempt the world record as well. He and Crawford have been in contact by email



## Event Reports

### Hunstanton

This year was our tenth festival at the Smithdon school fields which was opened by Roy Waller from radio Norfolk with the Mayor of Hunstanton as special guest. The arena events followed with displays by Team Spectrum to start off the days events followed by our power kiting group Team Adrenalize with boards buggies and some extreme power foils and Joe from Dunstable kites was on hand to give the commentary. We had a couple of sharp showers in the morning but the sun came through to last all afternoon but this did make the grass slippery for Stuart with his stack of ten flexifoils which he struggled to hold on to the kites in the strong breeze.

The Great Ouse Kite Flyers had agreed to lead a single line kite display in the arena this was open to anyone with a kite and the sky was filled with colourful kite and inflatables

The Kite of Hope was flown in aid of Cancer Relief, this has traveled 500 miles the last few weeks appearing at the Royston Kite Festival on the 6<sup>th</sup> August, then on to Hunstanton and will be going to Portsmouth for their festival on the 27<sup>th</sup> August. The tail is 150 feet long and visitors who have been affected by this illness can write a message or dedication on the tail.

We are always pleased to have Stafford Wallace to demonstrate Indian fighter Kites always very popular to watch and to listen to his kiting exploits from around the world. Bruno another of our international guests followed with his stack of deltas, and Leo his son flying a full size Revolution to music. Alison and Richard from Team Picean in the wind had the perfect wind to fly their Peter Powell kites with colourful tails and they finished their slot with a stack of Prism kites flown by Alison.

At 1pm we had the procession of classic cars lead by the Downham Market Majorettes. With Team Adrenalize opening the afternoons events with the man lifter the huge stack of flexifoils were flown high above the arena lifting their man 50 feet into the air to the applaud of the crowd. The afternoons events continued with John Arnott Rev display, multi kite flying by myself with my new Kestrel Kites with 150 colour panels which I made over the winter months.

Sweet drops by the Great Ouse and the Thorpe Flyers and a final display by Team Spectrum to end the day.

I would like to thank all the flyers and teams for their help during the day, Paul and Kay our commentators who brought along The Kite of Hope to fly and Doug and Joe from Dunstable Kites for supporting our event.

For more information of this event see; [teamspectrum.org.uk](http://teamspectrum.org.uk) and [dark-star.org.uk](http://dark-star.org.uk)

### **Bryan Cantle**

#### **Bristol Kite festival thanks**

On behalf of everyone involved in this year's Bristol International Kite Festival I would like to say a huge thank you to all of you who braved the weather and came along to our 20<sup>th</sup> anniversary.

Despite glorious weather before and after conditions over the weekend were vicious with winds gusting around 60mph. Over the last 20 years we have been extremely fortunate with weather and frequently ended up with hot sunny days and not enough wind. Well this year certainly made up for it!

Everyone was determined to put on a good show and there were some fantastic flying displays and demonstrations. Commiserations to anyone who had cut lines, broken spars and ripped sails!! The crowds, particularly the thousands who turned out on the Sunday, were just brilliant and certainly showed their appreciation.

Unfortunately, because of the poor weather on Saturday, our visitor numbers were down this year and the Festival looks likely to take a loss. So if you didn't get the chance to come along and would still like to support the Festival, we have a limited amount of great 20<sup>th</sup> anniversary merchandise available:

**Limited edition 20<sup>th</sup> Anniversary Festival cotton T-shirt, designed by Carl Robertshaw, featuring his signature serpent deltas.** Cost £10 each, which includes post & packing and a special souvenir programme. We have a few left of each colour (dark blue & light blue) and size (S, M, L, XL), but stocks are very limited. Please send your colour and size preference and contact details including a phone number and/or email.

**The Festival '20<sup>th</sup> Anniversary' postcard set.** This set contains eight glossy postcards, each a favourite Festival poster from years gone by. Now available for only £2 per pack (RRP £4) with free p&p, while supplies last.

Please send your order and cheque made out to *Bristol International Kite Festival* to:  
Bristol Kite Festival Office, 5 Lilymead Ave, Bristol BS4 2BY

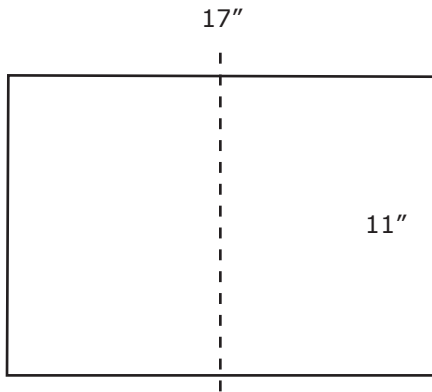
Otherwise, despite having made small loss this year, we will be back next September and look forward to welcoming everyone to what we hope will be a breezy but sunny festival.

### **Avril Baker**

### Materials, per kite

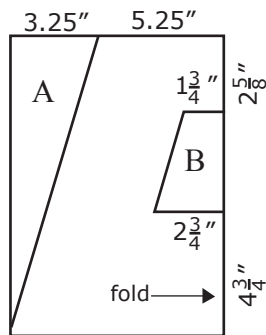
- Two pieces of 11" x 17" bond paper, 20-lb. or 24-lb. bond paper
- Two 17-1/4-inch bamboo spars. You can use lightweight bamboo skewers from the grocery or garden store, but you may need to tape two skewers together for length.
- Kite line and winder
- Scissors
- Scotch tape

**1**



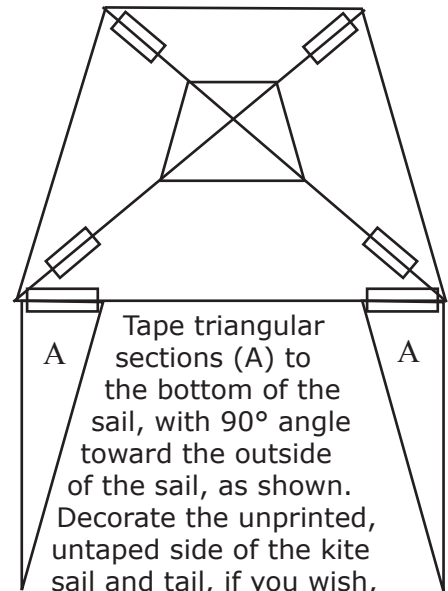
Fold the first piece of paper in half, as indicated.

**2**




Cut out kite sail and tail pieces, per measurements indicated. Cut out trapezoidal vent (B) in the middle of the sail and discard.

**3**



Tape triangular sections (A) to the bottom of the sail, with 90° angle toward the outside of the sail, as shown. Decorate the unprinted, untaped side of the kite sail and tail, if you wish, with markers, crayons, paint, or collage. But remember: keep it light; weight affects flight. On the back (taped, undecorated) side of the sail, tape the spars in place, as shown.

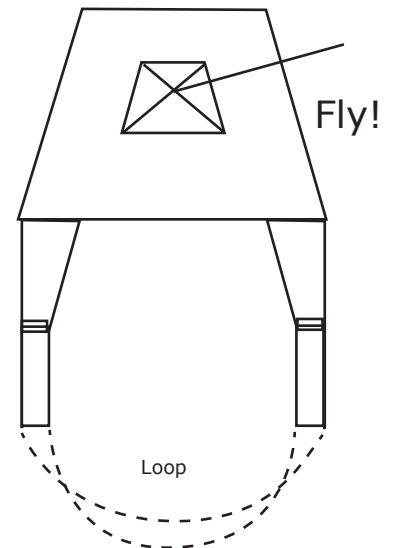
**4**



Cut lengthwise strips, as shown, from the second piece of 11" x 17" bond paper. Tape the pieces end to end to make a long tail. Tape this tail to the ends of the triangular sections, as shown below, to make a long loop.

**5**

Turn the kite over so the front (decorated) side faces up. Tie kite line securely around the spars, where they cross in the middle of the vent. Use two overhand (shoelace-style) knots.



## Annual Roundup—George Webster

Firstly some 'bests' at festivals.

**Best Crowd pleaser (UK)** - Butterflies from Kelvin Woods –with music, seen at Bedford, Sunderland and Portsmouth.

**Best Festival I missed** by all accounts Rougham.

**Best Food**, Bristol still

**Best Food for fliers**, Cleethorpes. The organisation was uh-huh but the food great.

**Best New Kite Design**, Phil MaConnachie's EO. Seen first live at Portsmouth, then Bristol. Seen first—The Kiteflier, last Issue

**Best Bad (I.e. Worst) PA System**, Wirral— two reasons should be enough. The system was lodged at the back of the upper floor of a covered double decker bus and was inaudible for most spectators who were near the traders. Secondly; 'I'd prefer you not to use the radio mike as since someone dropped it, I can't open it up to change the batteries' 'When was it dropped?' 'Three months ago'.

**Best Saturday evening**, The auctions at Sunderland, Portsmouth and Bristol were good fun and important for the festivals. But sitting outside on a perfect summer's evening at the Wirral and at Basingstoke watching a paper hot air balloon drift away were great memories.

**Best Sprinting**, Early in the season Karl Longbottom's Delta Sled seemed unbeatable but later clever fliers with deltas staged a comeback.

**Best Sunday Sky**, Portsmouth, again even more space without the funfair, but no bar was a downer.

Overall I thought it was another good season with only a few festivals washed out (Tewkesbury and Whitley Bay) but Bristol having a tough time with weather .

On a different note, it was good that the first winner of the Eddy Megrath cup was Jock Walker for his 'Snow White and the seven Dwarfs' He doesn't travel South but some of his kites were flown at Portsmouth.

The Strangest incident for me this year was the mini tornado a Bedford which picked up several bird and butterfly kites from the ground, took some outside the arena and over the trees (Not Far) and brought them back in. But, left one butterfly flying for 20 minutes plus on no line. It finally landed after a flight estimated at 3 miles, was phoned in and picked up by the owner next morning.

The Great personal tragedy was the death of Eddie Megrath who together with Ann was an important

kiteflier. Hopefully his legacy will prove important—the cup at Cleethorpes for the 'Best new Kite by a British Kiteflier'. Everyone who knew him knows that he was a Northern Irishman- hence how important 'British' was to him.

In a different way many kitefliers have lost out with the end of the Kite Store in London. Most readers know that it was Andy King who first got me into commentating. I owe him a lot and it is sad that his unequalled knowledge of sport kites in the UK will be lost, except in Commentaries. Not so many of us know Mark Cottrell but he combined a better knowledge of kite history, aerodynamics, kite building and kite development than anyone else—and was once the U.K. 2 line champion.



It was also sad that the DCD (German Kite Club) has folded after 20 years. Jurgen Ebbinghaus is a great kite designer .

At Weymouth back in May, Andy King and I were giving our commentary from the top of the open top bus and I started on my well-worn line about 'if you are interested in kites then go along to one of our kite traders, all know about their kites and will give you helpful advice, some sell mass-produced kites and some hand crafted kites' - and stopped. I realised that since Skybums and the Highwaymen weren't there, that only 'packet kites were on sale. I agree we now have access to the best designers from all over the world but there are also fewer flier made kites at festivals now. Good or bad? Just different I suppose.

On the subject of hand built kites, apart from the Eo, there were several unusual overseas kites to be seen this year. The Japanese bird kites at Cleethorpes were remarkably life-like made of washi paper on bamboo frames (with 3D bodies) and wings) but using carbon fibre for cross-spar strength. Anke Sauer's Jack-in-the-box kites were at Sunderland for the second year and also at Bristol. Her sister Kisa's underwater kite is interesting as well.



Apart from Karl Longbottom the most prolific kite maker this year must have been Charlie Sotich who continues to simply sit at a table and run a workshop or just make miniature kites for people passing by. There an unsolved problem in getting small kites to be appreciated by fliers let alone the public. How long before the kites are shown on a large screen?



Dieppe 2006  
Photos by G & T Bloom



## Why Fly Kites? - Dan Leigh

Why fly kites?

What's the point?

Personally, I just like to see how high I can get them in winds that seem to be too light for any kite to fly; that's why stunters with their short constant-length lines do not interest me. (They restrict you to X and Y but not Z - in other words, they're confined to a spherical surface at a constant radius, like wiper blades on a windshield, while single-line kites have the whole volume of a 3-D hemisphere of hugely variable radius.)

Kites are such deceptively simple structures it's easy to dismiss them out of hand. But it's surprising how good a good kite can be. The more one gets into them, the more one realizes that what's simple isn't necessarily easy.



Kites seem to defy logic. Their performance seems too good for such blatantly un-aerodynamic structures. This alone is a source of considerable fascination and wonder. Then there is the feedback one gets down the line in parallel with the visual tracking. It's a direct link to high air currents through several levels; each flight is a journey of exploration.

tion.

Each flight is different. And the flyer is not merely a passive observer, either. The responsible flyer is in control at all times (or should be): letting out line; not letting out line; winding line in - to catch lift, turn, take out more line, move to another spot in search of a thermal - all done deliberately by the flyer in control. Kites are controlled by pulling in or letting out the line. With the right kite for the wind, and the right line, it's very relaxing and rewarding; some find it unexpectedly spiritual.

### Medical issues/the pros and cons

Kites and stress reduction  
Kinesthesia

In the mid 1980s a nurse in the emergency department of a busy hospital in southern California contacted me about a study they'd done. This proved to be the most serious application of kite flying I'll ever encounter.

Hospitals were losing emergency ward nursing staff to "stress-related staff burnout." In a move to combat these losses, the State of California began requiring all emergency ward nurses to take a certain number of hours of regular stress reduction therapy as a precondition for their biannual registration, which they had to pay for. As described to me, this was proving to be a considerable financial burden to the low-paid nursing staff. At the time, avatars in California were a huge growth industry, completely unregulated, and with no guarantees of success. Nursing staff at a hospital in southern California decided to do a study to find which, if any, of these were significantly more cost-effective.

They included flying kites in this study, and the study conclusively showed that for an equal number of hours, the most cost effective means of reducing stress was kite flying. It was also the best in terms of overall effectiveness, regardless of cost. (Transcendental meditation came a distant second - concentration being the main factor in any meditative technique.) Read the actual letters, in full and unedited.

"Dear Dan Leigh, a few years ago I was lucky enough to buy 5 of your kites... - I can't begin to describe the lifesaving, stress reducing fun they give me..." A.D., London, 7 October, 1999

Of course, if the kite doesn't fly properly, the opposite can happen. It can lead to adults showing signs of intense frustration in public. There are unfortunately no certificates of airworthiness for kites, and it's well nigh impossible to tell one that flies from one that doesn't. Some beautifully crafted kites can be poor flyers.

Whatever type of kite you like, it's wise to find a good kite-maker who's top priority is kites that are each made as if they were his own, and not just mass produced to sell. Fortunately, there are a few such kite makers

## Why Fly Kites? - Dan Leigh

around - Martyn Lawrence (Wales) for fighters, Bobby Stanfield (USA) for boxes, Ed and Bonny Wright (USA) for parafoils, Reza Ragheb (USA) for big fancy kites, Thorsten Schact (Denmark), Jan Pieter Kuil (Holland), Maurizio Angeletti; to name but a few. There are plenty of others. Kite making is a vocation; please give your favourite kite makers your support.

### Potential health risks

Lightning; tripping while moving backwards; line cuts and burns, sun burn...

There are places on Earth where the air almost crackles, it's so full of electricity at certain times of the year. Needless to say, it would not be prudent to put a kite up with lightning in the vicinity. In the event of a strike a kite line would be vaporized within nanoseconds, but that doesn't mean an unprotected flyer would escape. The electric shock hits first, at the speed of light, well before the line has vaporized. Fortunately, pocket lightning meters are now available; these detect atmospheric electrical discharges for up to 40 miles, with the warning signals changing as the danger gets closer.

A big kite in a gust can suddenly cut fingers. Everyone is aware of the danger posed by prolonged exposure to the sun. Take the usual steps to protect oneself, but note also that while kite flying the front of the neck and face won't be covered by a wide-brimmed hat and will get a lot more exposure than usual, especially if the wind is such that you're looking more or less directly into the sun all day.



Line burns to fingers are common when kite flying, especially with big kites flown in what turns out to be more wind than expected (the kite at left is over 15 feet across). The obvious solution is gloves, though even leather gloves can be cut by line slipping through hard and fast.

Flying line cut across my wife's nose once when my line suddenly went taut, and I didn't react quickly enough.

But generally kite flying is as safe as can be expected. Bystanders are probably more at risk of being clunked by diving kites in inexperienced hands than the flyers ever will be. However, there is one possible problem.

Steep angle flyer!

It could apply to any kites that fly to very steep angles, and which are so enjoyable to fly that one can while away many hours at a stretch, losing track of the time.

During long hours of flying with the head held back virtually as far as it can go, aches and pains can develop in the neck. If the blood flow to the brain is restricted (by the head being held back, pinching an artery) for a period of time, an induced temporary amnesia can occur. I have only heard of this in connection with swimming, but wouldn't be surprised if it could also happen to a kite flyer.

I suggest giving necks frequent breaks while flying at high angles. Although it's too obtuse a subject to go into here in great detail, the Alexander Technique offers probably the very best means of not allowing stiffness to occur in the neck, but it is something that has to be learned from a qualified teacher - it cannot be picked up from a book. With the Alexander Technique, the neck can be held back without becoming chronically stiff.

*Reproduced from Dan Leigh's web Site—[www.deltakites.com](http://www.deltakites.com).*



### Bits & Pieces

#### BUT

Just days before Richard Crawford was to attempt the world record for kite height, the Federal Aviation Administration put the brakes on his plans. Crawford, from Milliken, Colo., had planned to put his homemade kite 15,000 feet into the air Saturday at the Callaway Kite Flight. He thought he had been given the proper FAA clearance and was looking forward to the event. He even had sponsorship lined up to help fund it.

Saturday winds probably would have cooperated, but the issue of air travel safety prevailed. Crawford said he was disappointed but will continue to try to find a way to set the record. He said it has been suggested that he work with the military in an area already classified as a "no-fly zone." The closest such location to his home is in Guernsey, Wyo. The current record for kite height is 13,509 feet set by a Canadian in 1995.

#### Seen on Ebay.

Here is a WW2 (or earlier) Winch for US Navy target kites, in VG condition. The 2 spools are 10 in. diameter, unit stands almost 19 in. high, and the bottom board is 48 in. Crank handle and spools turn fine, and the metal loop that holds crank handle has some surface rust. Some vintage dust, but no rot or other damage. Winning bid for this \$776.00.



#### Web Archiving Consortium

The British Library is a founding member of the UK Web Archiving Consortium, together with the National Archives The National Library of Scotland, The National Library of Wales and the Wellcome Library. The consor-

tium is the national effort to archive selective representative websites from the UK web space. The Kite Society are pleased to say that we have been chosen to be part of this project as a representative of the UK's documentary heritage which will enable this heritage to be available to researchers in the future.

#### In Pictures

BBC One's new look includes kites as part of the continuity clips between programmes. Here are just two stills.



Director Matthias Hoene filmed the award-winning Turbulence kite group on Ynyslas beach in Borth, Wales, for this dramatic clip.



At the end of the sequence, the kite flyers stand on sand dunes and wrestle their kites into a circle.

**SkyShark Rods**

I got this letter from Jon Trennepohl and thought readers of the Kiteflier might be interested. Actually it's only part of the letter – not wanting to take up more than a corner of the magazine I have published the rest on our web-site to be found at [www.closeencounterskites.co.uk](http://www.closeencounterskites.co.uk)

Hello Allan

As everyone knows we have been through lots of changes in the past year or so. We felt it was a good idea to give you an update on what has been happening with Sky Shark tubes. We have a pretty good stock of all the tubes except for the p400. We have about 2500 in stock and that might be all we have for the year so if you need them get them now. Thank you for all your support and for using Sky Shark Tubes. If you have any questions at all about our products please give us a call and we would be more than happy to help.

**SKY SHARK II UPDATES AND NEWS**

We'd like to thank all of the manufacturers and flyers that use SkyShark wrapped tubes in their kites.

We are always striving to produce the best possible tubes for the best price. We've been working for 14 years now in the development and distribution of wrapped carbon tubes. We started with the development of G-Force tapered tubes and were the first to use them in a line of manufactured sport kites (Sky Burner kites). We then went on to start another company called Black Diamond tubes. We let it go to become the distributors of Sky -Shark wrapped tubes, which was started by Erez Borowsky. This last year we took over the Sky Shark lineup from Erez and we now manufacture them ourselves. The tapered tubes are now produced in the USA.

We've made some changes to our lineup of wrapped carbon tubes and also added some new tubes.

To understand more about wrapped tubes let me explain the basics of what goes into making one. Wrapped tubes are made by hand using pre-preg carbon cloth which varies by content of carbon, modulus and resin. By adding plys or layers we are changing the weight and strength of the tube. These layers of cloth are cut to ex-

**Pothecary Corner—Alan Pothecary**

act size and are then wrapped around a specific size mandrel at a certain place on the mandrel . The mandrels with the wrapped material are now placed in a machine that spins the mandrel and tapes the tube with a cellophane looking material that compresses and wraps the material. This is what gives the spiral effect you see on the tubes. This is also the cause for friction and wear on bridle lines. The tubes are then placed in a oven to bake (cure) for a certain amount of time. Then they go into a machine that breaks the mandrel loose from the tube. They then strip the cello material off the tube and cut it to length. If we are making any of the new Black Diamond series tubes we are then putting the tubes in a centerless sanding machine that very precisely takes off the ridges left by the binding process to make the tubes smooth. We then paint the tubes with a special clear-coat paint and bake them once again to harden the paint.

The tube is then printed to identify it. I hope this gives you a better idea of what goes into making one of our tubes.

All of our Sky Shark PT series tapered tubes are made on the same mandrels. This means that all of the inside diameters are the same, at 244 I.D. You can use a .2400 or 6mm ferrule across the range.

All of our past tubes were made on the same type mandrels with the exception of the 2pt's which were made on a smaller mandrel that made the ferrule size a .2300. We still have these in stock for replacements.

**Asis**

A likeable kite as soon as you take it out of the bag, the HQ-Invento, Asis, is a creation of experienced flyers Robert Hammer and Michael Bayer, which feels good in the air and looks different enough for it to become very popular. I believe it only comes in one colour scheme so far – red and black, but that alone is enough to set it apart from the others around at the moment.

I flew both sides of the suggested wind range of 1.5 to 5 Bft with no panic at all but it does extremely well in light to medium winds. A few of us flew it and we all found-roll ups difficult, but eventually possible, after some experimentation with the (included) weights. In higher winds with the wah-pad brakes, this was even more



## Pothecary Corner—Alan Pothecary

difficult but great fun trying to get there. The kite is very agile and most of the other popular tricks and stunts are easily achievable. The wah-pads are designed to fit from the bottom of the spine to the standoffs and you also get a couple of small wind blockers to go between the outer standoff and the bottom spreader to slow the kite even more.

Most of the latest innovations such as snag free leading edges, catch legs to stop the bridle from snagging on the bottom of the spine, and an easy adjustment to slacken the leach line which slows the kite gives better tracking and makes a nice purr in high wind.

The sail is ventex and it's sparred across its 92 inches from wingtip to wingtip in Skyshark P200 and Dynamic T15, the latter of which may need to be ordered if you have an accident or, like me, you don't like to go anywhere without spares because I haven't noticed any in the traders shops and stalls.

This kite has enough precision and wind range to be confidently taken in to competition and if you know someone who has one, it is OK to fly in pairs too! If you decide to get one then take up the "Close Encounters" challenge to come and fly in a team with us at a festival somewhere – we have two of them!

*Allan Pothecary*




### Trick or Treat (DVD)

This is not just another kite video!

Admittedly – it does rather start out that way with some rather good, although fairly unspectacular flying and not very colourful video footage interspersed with the odd touch of brilliance - but it does leap forward halfway through the first section with some clever editing, quirky software and spot on flying from the cream of British flyers.

It's not one of those over-edited, uncomfortable to watch, sequence of shots you may have found on the web with graunchy music and where you can't really see anything – it is, in fact, very entertaining and, above all, the best instructional video on how to do some of the latest tricks I have seen.



The DVD is composed of four flyers, Lars Fakeldj, Jason Winter, Andy Wardley and Tim Benson strutting their stuff in locations from Cornwall to Guildford and then, Mr B. showing how all those tricks are done as well as proving he really can walk on water!

There are some other good videos about, which are extremely well produced and cover all the basics right through to the difficult stuff but they tend to be filmed from behind the flyer and that sometimes makes it difficult to understand what the kite is really doing. Even the replays on some of these other videos are shown in real time and it all tends to happen too frustratingly quickly!

Trick or Treat is different in that you get to see the kite both face on and side on and it stops at the crucial point in each trick to explain what to

## Pothecary Corner—Alan Pothecary

do and what to look for in the position of the flyer and his hands. A split screen gives the perfect view of each stage of each manoeuvre with a text narrative overlaid.

It may be endemic of my computer but I found it annoying not being able to access the menu which meant I had to jump around blindly to find what I wanted, however, I didn't get that problem with the disc in the DVD player on the television. It is not mentioned on the cover but there is a 'bonus' section to be found by selecting 'Stoked'.

Every one from novice through to experienced will get something from this DVD. Some of the tricks you see flyers doing out on the field look amazing, but often strung together in a sequence with others and therefore too confusing to memorize and try on your own later. The 'Jacob's Ladder', for instance, is a great series of moves that looks cool beyond belief and I have had many a flyer – even Tim himself! – fail in their attempts to explain to me what is happening and how to do it but having seen the footage I could understand it enough to go out make a passable effort in a relatively short space of time. The instruction can be very detailed in places - in the 'Axel Cascade', for instance, you are told about *seven* times to make sure that the nose points upward and the split screen again shows the minimal movements required.

Even if you don't want to learn all of the tricks you will understand what it is the flyer is doing and this can only enhance your enjoyment.

In summary, it is great to have a new, British made video in the shops. The DVD could have perhaps been improved by losing some of the earlier scenes or better still by adding for us more of what we know Andy can do, perhaps a few more "wow" scenes are needed – such as the side slide shot?

However, if the first section really was good, then the instructional part is truly excellent. Taken one step at a time, it is better than one to one instruction.

So – is it worth the £20.00 asking price? – Only if you want to be a better flyer!

If you still need convincing, then download the trailer from [www.souldeeptv.com](http://www.souldeeptv.com).

### Expressions of Interest

#### Kite Flying Programme Co-ordinator Sunderland International Kite Festival 2007-2009

Sunderland City Council would like to invite expressions of interest for the provision of the Kite Flying Programme for the Sunderland International Kite Festivals 2007, 2008 and 2009 (subject to confirmation of festival funding arrangements).

The 2007 event will take place on Saturday 30 June and Sunday 1 July. Sunderland's International Kite Festival is the biggest of its kind in the country and is held in high regard internationally. The festival includes an international live music programme, children's activities and street theatre as well as the spectacular kite flying programme.

The contract for the Kite Flying Programme Co-ordinator will initially be for a period of one year (2007) with a possible further two years (2008, 2009) subject to secure funding.

As Kite Flying Co-ordinator you will be expected to:

- Research National and International renowned Kite Fliers.
- Devise a Kite Flying Programme.
- Liaise with selected kite flyers arranging their attendance, travel and accommodation.
- Be available on the festival site from Thursday 28 June to Sunday 1 July 2007
- Co-ordinate and manage the Kite Flying activities throughout the festival.
- Provide an expert kite commentator.
- Attend the Press Launch at the Festival site on Thursday 28 June 2007 and provide selected kite flyers.

Interested parties should reply in writing and submit details of the following:

- Company Name and Address including full postcode.
- Details of how your Company proposes to structure, deliver and manage the service.
- Examples of previous and current experience.
- Details of outreach work or educational links.

**Expressions of interest should be submitted to: Valerie Craggs, City Librarian and Event Co-ordinator, City Library and Arts Centre, Fawcett Street, Sunderland SR1 1RE by Monday 20 November 2006.**

*Sunderland City Council operates a no-smoking policy.*

*We are an equal opportunity employer and welcome*

*applications from all sections of the community.*

**G.B. Fitzgerald, Chief Executive.**

**Sunderland  
City Council**

**www.Kites4U.co.uk**  
Secure Online Shop. Or request 'Shop on CD'.

**EMKAY Kites & More**

Unit 1 - Hadley Road  
Woodbridge Road Ind. Estate  
Sleaford, Lincs NG34 7EG

**08451 301161**  
**07090 889900**

more@kites4U.co.uk

Kites  
Windsocks  
Inflatables  
Kite Lines  
Accessories  
Glove + Finger Puppets  
And More ...

Discount to **KSGB** members.



John Browning perfecting his wind dance at Teston Bridge, all he needs to do now is learn the sun dance to go with it.

THE NEWS LETTER FOR THE BRIGHTON KITE FLYERS

A WET - WINDY BUT FUN WEEKEND

We were all looking forward to Bristol kite festival, but after a week of not knowing if the Espace would be fixed ontime we eventually packed everything into the boot of the car (It took another 10 days to get the Espace back) we headed off to Bristol to the last big Kite Festival of this year and the last of the school summer holidays.

Seeing as the weather forecast, was to say the least poor, and we had much less room than normal we decided to take two smaller tents we had in the loft rather than our huge 8 man tent! Out of the two tents we took, 1 had not been used for over 12 years and the other for a few years more than that! It was so nice to be able to put them both up really quickly. (We have since invested in a smaller family tent which will be put into service at Kingsfold.) We arrived on Friday night and quickly pitched near the rest of the Brighton Kite Flyers and headed off to find everybody else and get fish and chips for dinner with Mike and Linda and the Kiteworld crowd. That done and a short while later it was off to bed.

The following day was a busy day of



rescuing kites, (even though I must say it was not one of Brighton Kite Flyers, we had judged the wind to be too strong to fly our Manta Ray). It was also great to meet kite friends from around the world who we had not seen for a while. We flew a few of our smaller kites and put on a show. Instead of a rok fight Avril said we should make Children's workshop kites and fight with those, we all entered the workshop tent and duly made our new fighting kites. A good 20 - 30 people entered the workshop fight and it was eventually won by Mick House. I must say that even with the wind and rain Avril once again put together a great festival. In the evening at the meal - auction we celebrated the fact that it was the 21st Bristol kite festival. Out of all those there this year it turned out that 4 people had attended all the festival from the start. Forgive me if I get the names wrong but if my memory serves me correctly they were Janneke Gromm, Paul Morgan, Avril Baker and Martin Lester (well done). The auction raised a large sum of money which will hopefully help Avril in organising the next Bristol Kite Festival in 2007.

When Sunday came it was even windier than Saturday. Early in the day a penguin got loose (don't know who it belonged to) and was rescued by 2 members of the public who sat on it until I turned up (out of breath!) having seen it break loose and chased it down the field. If they had

not caught it, it might never have been seen again. The owners duly thanked them and went to find some heavier line. Brighton flew a few kites but felt that with the wind the way it was far safer to keep them small and low to the ground. The arena had great events and I must say even with the wind the way it was Avon and the multiline flyers managed to put on a first class display.



After a fun packed weekend we packed up the car and said our goodbyes. Some people we would not be seeing until 2007 so it was Happy Christmas, Happy New Year and see you in Weymouth!

Corinne Hennessey



# OCTOBER 2006 OCTOBER 2006 OCTOBER 2006 AKF AND BKF JOIN IN FLIGHT

Portsmouth is always one of the high lights of year for me, as it is a time when you get to meet with lots of those national and international kite flyers that you only get to see once or twice a year at the big festivals. It was great to meet with them again both old friends and new.

The weekend started with a leisurely trip down to Portsmouth following Paul in the landy. We arrived at about 8.30 and soon set up camp in the inflatable kite arena. The wind was in an unusual direction for Portsmouth coming from the west and along the field and a little strong but we soon had Olly and two geckos flying along with other bits of line junk.

As usual, we were to perform in the arena with Avon Kite Flyers (or should I say Avon were asked to fly with us) and as usual we had the friendly banter going on throughout the display. As the display came to an end - before we had time to pack all the kites away the heavens opened and we got soaked as you can imagine so did all the kites we were flying. It was really strange as although we were soaked right through by the time we had walked back to the kites we were all but dry. We laid our kites out on the ground to dry and those who had flown the planes stood and dried them off (note to self) I should have told them to get them dry you could just peg them out and that would work just as well.



Soon all the kites were dry and the fun started with the others as the wind dropped and we struggled to keep them in the air. By lunch time we were all ready for a break and settled down for a bite to eat before we headed back to the arena, leaving Corinne in charge of the big inflatables, for the invited flyers parade, which we headed with, what I must say looked an impressive display of banner waving by the BKF. While in the arena the wind dropped

even more and Corinne had her hands full keeping Olly up and out of the way of all the other kites, we



needn't have worried, as always she did a grand job and we came back to the camp to find her with every thing in hand and Olly flying proudly. The next arena slot for the AKF and BKF was soon upon us but as the wind had all but vanished, so it time for Rolly (AKF's huge Whale) to make an appearance. After the arena slot we headed for the camp and picked up our roks and headed back for the Rok fight where Brighton put on a great show and managed to come in second thanks to Victoria. The fight was won by no other than Martin from the WHKF. The day soon came to an end and we packed away ready for the evening BBQ where as usual we had offered to help with the cooking and serving. With The BBQ over the auction started and some great kites were put up for sale both old and new along with some wonderful pieces of history. Then off to bed.

Sunday saw the normal early start around the car boot sale and a few things were brought, but not much. Then back to breakfast and on to the field again. The wind was in the same direction as the Saturday but even stronger, we were a little late and had to find a new sandbag as ours had been taken by someone. We soon had Teddy up and flying but the wind shifted round and we ended up flying out over the crowd, which would have been OK had the wind been steady but it was very blustery and all the kites were moving around. So safety took over and we bagged Teddy and put up the long strings of tails. and

settled down for a days flying in the arena 2 displays with the AKF, a parade of invited flyers, a serpent flight, a small kite fly to name but a few. One of the highlight of the day for the Jones's was to meet up with David Davis and pick up Sarah's new Sky-dancer which she had had made in black and flo pink. She had a quick fly of his kite and some tuition from Mark Bowlas who flies the sky-dancer for David Davis at displays. As the day drew to a close we packed away all the kites and bits and bobs. Then to finish off the day all those with Sky-dancers took them out and we had a mass fly, well 4 in total, in various colours of the sky-dancer. We ended up flying for quite a while, before someone said we should head off for food (another BBQ) with Kiteworld and friends. A few drinks and lots of chat followed



which was a great way to end a fun packed day. As the night went on we in turn drifted off to our beds.

Monday started with a good harty breakfast and as always was a free fly day at Portsmouth so no arena displays. With Robert Van Weers there we thought we should fly the "Cat in the Hat" which we did for a while but with strong blustery winds again we look towards safety and brought him down. Avon had not managed to dry their large raspberry / pink Gecko since Saturday so we all helped hold it out and dry it off. This was followed by the ever needed bridle line care and removal of the odd twist or two. We then started looking through our own kite bags and flew lots of our own smaller kites some of mine which had not seen the light of day for a few years. A really relaxed day followed and as the afternoon wore on people drifted off home from another great Portsmouth Kite Festival (Thank you Jon and Gill).

Simon Hennessey

OCTOBER 2006 OCTOBER 2006 OCTOBER 2006

## BOBBY BEAR FLIES AGAIN

Well it was the week after Brighton Kite Festival, so we all needed time to relax and unwind. With no Petworth this year how were we going to do that. Petworth was such a great place to chill out.

We had been asked if we would fly the Brighton Teddy by a friend of a friend at a 60th Birthday, as the birthday boys nickname was Bobby Bear. This seemed a good idea and the flying area was OK. The house backs onto a cricket pitch so space was not a problem so we said yes but they needed to check that no matches were taking place as it was the cricket season All was arranged with the cricket club and as no home matches were on we could use the area. We should have the place to ourselves. At the appointed time we turned up only to find a cricket match taking place, we checked with the scorer and were told that although a home match was not on the club had lent the pitch to another team for the day. "Oh no" we thought, but our fears were unnecessary they knew we

were coming and had no problem with us flying a kite at the edge of the pitch and during tea at 4.30pm pm yje pitch. What a totally different attitude to Newhaven cricket club, and great to see. We arranged a time that suited both parties and headed off until the appointed time. We ended up in a local Ko Carp specialist where we fed the fish much to the amusement of those present.

The appointed time soon arrived and rather than drive or bang stakes into the cricket ground we found a tree at the edge of the field and tied off to that. We laid out some lines and then Teddy with his feet just touching the boundary markers of the pitch (that was lucky). Teddy was soon inflated and up he went in clear blue skies and near perfect wind. The team in bat were very pleased as their batting average increase for a bit as teddy put off the fielders. We flew for about an hour as requested and then came the pull down. A little harder than the inflate but good team work and a bit of effort saw teddy



safely down and packed away a quick trip round to the house to meet "Bobby Bear" a quick drink and a few snacks and away we went. A really relaxing day was had.

Simon Hennessey



## PORTSMOUTH FUN

OK you have had a great days flying and as you are tidying up when you find some orange ribbon what do you do? You have a Large Yellow Landrover and this ribbon, Yes you guessed it you dress it up as a very colourfull wedding car and play very silly bu\*\*ers.

Now it's up to you but which one is the bestman and which the bridesmaid or is one the bride and one the groom. We may never know, but I do think looking at the angle of the Landy that Paul needs to loose a lot of weight.

## A SMASHING TIME OR JUST A SPRAIN

Well what can we say?

1. No alcohol was involved (promise)
2. No Kite flying was involved.
3. No rabbit hole was involved (see Ron Miller for more details on that one)
4. We did not laugh (much)

Dave Coombs a Brighton Kite Flyers member managed to, what we first thought could have been a nasty broken ankle, but later we found out was torn ligaments, finished off Bristol kite festival in style. Being, the ever so helpful person he is, was in Dunstable Kites pack away. He climbed to the height of 11 inches into their trailer with a box and then stepped out missing the ground (which he insists had moved). Landing badly and ending up in a heap on the floor. Dave soon had a posy of women around him soothing his head and keeping him warm. After a short trip in an ambulance and a brief visit to hospital to be strapped up. He is on the mend and will be



flying again soon (kites this time we hope) and not himself.

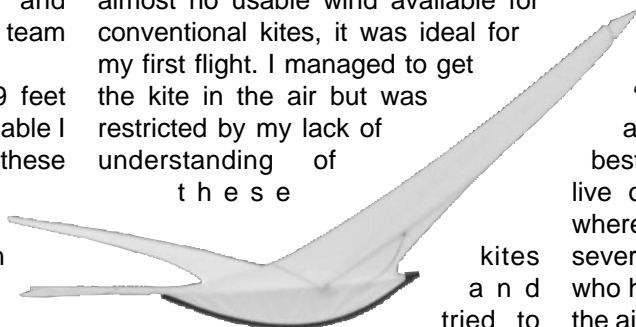
We wish you a speedy recovery and hope to see you on the field soon as we need to remind you about this for a little while yet.

# MY NEW KITE

Those of you who managed to get to Basingstoke earlier in the year will have had some difficulty missing a splendid display of around 20 large, controllable "seagull" type kites given by the French designer and builder Ramlal Tien and his team of volunteers

By large, I am talking about 9 feet across the wings and by controllable I mean that if you let line out, these kites will float down wind, losing height as they do but they will turn as they float down and at some point you check the line and they climb back up to a top dead centre position. The trick is to judge the point where you check the line, relative to wind or hand over hand recovery speeds I made a point of speaking to Ramlal on the flying field and he let me try one of these kites, wonderful and within a few minutes of flying I was hooked on the magic that these kites seem to have. Needless to say I asked him if he would build me one and several weeks later my new kite duly arrived at my doorstep, just in time to experiment at the BKF festival in June

These kites, according to Ramlal, will fly in a large indoor arena which indicates that very little wind is needed to fly them and the Saturday evening of the BKF festival, with almost no usable wind available for conventional kites, it was ideal for my first flight. I managed to get the kite in the air but was restricted by my lack of understanding of



these kites and tried to fly it like a regular kite. Fortunately for me Danny Rice was on hand who also has one of the kites and he quickly put me right

According to Danny, you "play" these kites by pulling them to you and then letting them float away Nothing unusual about this I hear you say as this is a common method of launching basic flat kites – the difference is that these bird kites are so light and so well balanced that they will fly, using these techniques, in very light winds, far less wind than

is required for a Roc to fly. Any road up, with the help from Danny I eventually had a good half hours flying and loved every minute of it.

Since then I have flown the kite on several occasions, I make sure that the leaves on trees are not moving but you can just "feel" the movement of the air and that seems to me to be the best time to fly. I am lucky enough to live opposite a large village green where I have now flown the kite on several occasions and several people who have seen my latest "bird" kite in the air have approached me to tell me how nice it looked, all very satisfying to know that others are getting pleasure from something you are enjoying These kites are not cheap at around £200 but they are "bespoke" which is by nature a costly means of production and they are, using the words of Danny, a great piece of engineering which I have to agree with but above all I think that this kite is one of the most satisfying kites, next to an Indian that I have flown.

John Dimmock

# TESTON FAMILY FUN WEEKEND

I finally arrived on site at Teston at 4.30 on the Friday afternoon; Michael was all ready there with the caravan set up but waiting for the van to set up the stall.



Martin (Suffolk Kite Fliers Chairman) was there showing anyone who would listen and looked at his

caravan that he had hit on the way in to the field (now known as a "Martin"). He had hit the rear corner on the stumps outside the gate. He was not alone as 2 more couples did the same over the weekend.

Stall frame work set up and a visit to the chip shop with Sheila and Rose for a fish and chip dinner finished off the day.

An early start on Saturday but no Simon who "said see you at 6am", I was there at 5.50. (I passed at about 6.05, but no one was about so I went back to bed as it was so wet and horrible). Michael finally showed up at 7am after opening the gates for the ranger. Still no Simon (still in bed) but Charlton had arrived to help.

Due to all the rain it was a quiet start to the day but we did see some clear weather and kites started to fly. Lots

of attempts at flying by Michael but the weather and wind conditions not at all good.

Sunday started as a wet day again but we did see the sun in the afternoon and the public turned out to fly and picnic.

Paul Hill arrived for a while (he was rather ill, not self inflicted, like some who will remain anonymous; OK Bryan) on the Sunday and brought with him a sweatshirt and a fleece for James (4 years old) he was so pleased with these, we could not get him to take them off.

All too soon it was time to pack up and go home.

Thank you to Ron Dell for a good weekend and Paul Hill for making James one happy young man. See you all on the flying field soon.

Linda Howard

OCTOBER 2006 OCTOBER 2006 OCTOBER 2006

## FLAMIN HELLS FIRE. BRIGHTON FESTIVAL WAS HOT AND THERES ME WITH A SCARFE!

A Phill Scarfe 'Flame Foil' to be precise. My daughter, Sabrina, won a stunning Flame Foil designed and made by Phill specifically for the Swindon Raffle, and was also depicted on the festival T-shirts, pins and festival paraphernalia. The theme being that of a giant inflatable yellow octopus being flown with only seven tentacles, and looking slightly unhappy, as right next to it was the red and black flame foil flying its 'missing' eighth tentacle as a tail! The artwork was done by one of the White Horse Kiteflyers.

Sabrina was overjoyed at her win as she only put in one ticket for the draw, and as its 'draw bag' was well subscribed to by all the attending kite flyers her chances were negligible. She also realised the 'I want that' factor of the kite when several people approached her throughout the evening with offers of cash well into three figures! Phill even came over and signed the kite, making it that much more unique and memorable. First flight of the day on Sunday after

the Saturday evening raffle was to fly the foil with anticipation, its true appearance unknown, not the best wind as it fluctuated between something and nothing, but up it went straight out the bag..stunning in black with red flames. Phill came over and signed Sabrina's Festival T-shirt she bought to accompany the kite which was a nice gesture, so thank you Phill.

Having flown the kite at several public events with the Brighton mob it was appreciated by us, garish fluorescent tail with purple circles and all, for what it represented. Joe public however commented on the colour co-ordination and to be fair I too thought it did not do justice to the kite, having paid even more attention now to Phill's foil kites flown by other owners with their original long tapering 'matching' tails. An e-mail to Phill asking for a tail went out and I offered to pay him before he started, but it seemed to fall on deaf ears, so no price was set. He said he was extremely busy but would try to make

and bring it 'bagged and tagged' to the Brighton Festival.

I took £100 with me, having no idea how to price a one off custom built tail, ordered at short notice, and asked friends at the Brighton festival, so as not to be shocked! Consensus of opinion of the people I asked ranged from £60 to £80, which seemed fair to me. True to his word Phill and his wife searched out Sabrina amongst the crowds by the trade stalls and said "Here's your tail young lady... enjoy" I arrived moments after and reaching for the five twenty's from my pocket asked "how much do I owe you, Phil?" "NOTHING...it's a pleasure.." I tried several times to force cash at Phill and his wife but they were sincere in not wanting anything.

Having flown the kite several times now, modified with link swivels so the tails can be easily interchanged, after all it was designed with an octopus tentacle for a tail, but out of all our kites this one has a history all of its own and says so much about the majority of the kiting fraternity, as it will always make me smile remembering the occasion at Swindon where it originated, someone at Swindon was overheard saying "I'm glad it was won by someone who will appreciate it, not just added to a big kite collection" , indeed it is! And doesn't this speak volumes about Phill Scarfe? Phill, Sabrina and I thank you for your generosity, and a fantastic kite that fly's beautifully and turns heads.

Sabrina & Collin

PS. Phill, I have this bright yellow tentacle with equally bright purple suckers on it that only gets used occasionally, any chance of a 50ft. Octopus to put it on?



## BRIGHTON DO NOT JOIN

Brighton Kite Flyers had a meeting on Telscombe Tye about the BKFA. I must say, that it seems the feelings of

the majority of club members present is that in theory the BKFA is a good one. The way it is progressing and the attitude of the committee leave a lot to be desired. It was felt that since April the BKFA has achieved very little in bringing clubs together. It has also scored a lot of own goals and

one of the main ones was the inability to turn up to Brighton Kite Festival in an official capacity even when an open invite having been given months in advance. I think Brighton will continue to watch this space and hope that the BKFA can show gains in membership.

# GARFIELD GUARDS THE GRAPES

When the grape-gobbling birds got too prolific and too cunning, Hunter's Winery put down the shotguns and resorted to unconventional scaring tactics. They brought in a big cat to keep the birds away.

"He's been fantastic. There's been no sign of any birds," explained Hunter's viticulturist Tim Crawford.

While home-grown, this is not just your garden variety of big cat. At 10m long, brightly coloured and inflatable, this cat is one of a kind. The Garfield kite was designed and built by Marlborough kitemaker and Hunter's chef Robert van Weers.

Yesterday afternoon was his first tour of duty above the rows of vines. And his hunting prowess turned out to be more than just hot air - flailing arms and legs quickly terrified the birds from the maturing grapes.

With the pinot meunier due to be harvested today, Garfield was performing the final vigil over the unnetted grapes.

In 20 years of kitemaking, Mr van Weers said Garfield was his best kite yet.

Finished just weeks ago, the inflatable Garfield took two months of working about four hours a day to design and build.

For the basic proportions Mr van

Weers put a grid scale on a cartoon drawing of the cat. But the finer details were a matter of trial and error. "Working with flat kites is so easy compared to 3D. I must have made about five or six different feet, blowing them up with my wife's hairdryer and looking at the shape.

"I must have read 400 comics. I needed to know what he looked like from behind. Only one drawing showed his back."

Not content just to be the top cat of the vines, Garfield will also travel to Wanganui at Easter for the annual festival of the New Zealand Kitefliers Association.

In the meantime the big cat will continue his duties as official bird scarer on a part time basis.

Mr Crawford expected more conventional scaring tactics would be used for another 10 days to two weeks, with the pinot noir, chardonnay and sauvignon blanc grapes due to be harvested after that time.

By some unlikely coincidence, Mr Crawford's middle name happens to be Garfield.

"I think I had it first, or my father and grandfather did," he explained.

*Artical 11 March 2003  
By NIKKI MACDONALD*



### SCAREDY CAT:

An inflatable Garfield, designed and crafted by Marlborough chef and kitemaker Robert van Weers, gets the nod as the ultimate bird-scarer at Hunter's Winery yesterday afternoon. *JIM TANNOCK / The Marlborough Express*

Thank you to Rober Van Weers for allowing us to lift this artcle from his website [www.softkites.com](http://www.softkites.com) Garfield is now owned by UK team Wigsly Wings

# A GREAT RELAXING WEEKEND

Bouenmouth kite festival was one to remember not only for the flying but the fun that all those that turned up had. As with last year Brighton Kite Flyers had its own arena, or should I say cricket pitch. (what is it with the BKF and cricket pitches).

With the wind coming over the large building and trees all weekend it made for an interesting weekends flying. We did manage to get several of the club inflatables up, which seemed to draw in the crowds, but far more importantly we flew lots of our own kites, which promoted the type of kite that any one can buy and fly.

Those that turned up, I think, had great fun flying together and we finished off Saturday night with a BKF BBQ that everyone joined in. I managed to christen our new Cadac at the BBQ (What a great peice of kit).

Sunday soon arrived, and as usual I was up early, I flew my Jo Shultz eagle kite till as the sun came up and others woke up. The wind was even lighter than on Saturday but we still flew a lot of kites in all shapes and sizes for the public. As some of the club wandered around the site they discovered there was a miniature railway line with trains running round a small track. So we had to allow the kids a quick go round, it would be



mean not to. Once the small kids had a go it was time for the larger ones. The event came to a close and we started to pack away, one thing that we all had noticed over the weekend was a pond full of large fish with a sign saying "no fishing" so we headed



over with some bread to see if we could feed them. We soon discovered you get them eating out of your hands and more bread was brought over. A really relaxing finish to the weekend.

Simon Hennessey



# BRIGHTON HAS PLANS FOR THE FUTURE

# DIEPPE 2006

This years season is coming to an end, it has had it's ups and downs, some great festivals for flying and some just washouts with the wind and rain. But what I can say is that every festival had it's high points and was fun, there is not one I would not consider going back to for one reason or another.

So I suppose its time to look at what we are planning to do over the winter months and early next season.

30th September and 1st October 2006 will see Brighton Kite Flyers at the South of England showground for the autumn show. This event has been going on now for a few years and gets more and more popular each year. It is not a kite festival but a country fair which this year will include a game fair. We are allowed to fly kites and promote our club, sport and hobby as well as putting on a show for the public and looking round the show ground.

8th October 2006 will be another fun day on Telscombe Tye. We have had two this year as the council changed the dates of the fireworks to the 7th October late in the year and we had planned our EGM to fit around the 1st date. This is also the date for One Sky One World which this year will be held on Telscombe Tye. Hope to see as many of you as possible there.

15th October 2006 Some of the club are going up to the BKFA AGM although the club has voted not to join this year it is felt we need to keep an eye on what it is doing because it may be that at some point we relook at membership and need to keep up to date. If any one has any points to put forward please let us know well before the event so we can get them added to the agenda.

November and December are looking a little quiet on the kiting front other than our monthly flyi-ins on the 1st Sunday of the month on Telscombe Tye. Non kiting events are planned and on the 5th November a group is planning to go to Lewes for the fire works and processions. We may well have a kite workshop for over hauling the club kites and if we get enough

interest we may get in a teacher and do a kite workshop over the winter period (if you are interested please let me know what type of kite you would be interested in making or who you would like to come and teach).

We will also of course be having a Christmas bash, time and location will be confirmed soon . Please again if you have any ideas let us know, we are thinking of a similar event as last year where we find a hall with a kitchen and cook for those that turn up either a meal or a buffet depending on how many and where. This should be a nice end to 2006.

To bring in 2007 a flying starts on 1st January 2007 the new years day fly on Devils Dyke will take place. A relaxed fly where you can get out those kites your friends and partners have kindly brought you for Christmas (hint, hint, Corinne).


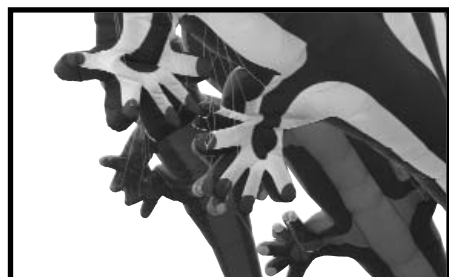
With very few festivals confirmed yet for next year all I can say is that I believe that Streatham Common will be the first one of the year in April followed by Weymouth International Festival and of course Swindon and Rougham in May. We are also looking at the possibilities of having a fun day in Stanmer Park on the second bank Holiday in May (27th May 2007) to coincide with the finish of the Brighton Festival this will depend on several things such, as will the official festival advertising the event and what will we need to supply for the event to take place (we will keep you informed of this as the information comes through).

The official Brighton Kite Flyers Festival will be again take place in Stanmer Park and we are planning for it to take place on 7th and 8th July 2007 which we are calling the second weekend in July as I think Washington will be on the 30th June and the 1st July 2007 (these dates need to be confirmed with the councils at their planning meetings in January 2007)

Hope to see you all on the flying fields next year.

Simon Hennessey

Dieppe was going to be fun this year and we will have a full write up in the next issue of Aerodyne, but here are few images to wet you appetite.



**Useful Contacts:**

**Coordinator/Chairperson:**

Simon Hennessey  
T 01273 582309  
E simon@BKF.org.uk

**Events coordinators:**

Simon Hennessey  
T 01273 582309  
E simon@BKF.org.uk

**Aerodyne:**

Simon Hennessey  
T 01273 582309  
E Aerodyne@BKF.org.uk

**Club library:**

(BKF members only):  
Paul Hill  
T 01273 421286  
E paul@BKF.org.uk

**Club Kites:**

(BKF members only):  
Simon Hennessey  
T 01273 582309  
E kites@BKF.org.uk

**Membership Secretary:**

Peter Jackson  
T 01444 451076  
E Membership@BKF.org.uk

**BKF hold EGM**

Brighton Kite Flyers voted at its EGM held on 10th September 2006 on Telscombe Tye to discuss and vote on one item "Do we feel the time is now right to rejoin the BKFA in its present format?"

A full and frank discussion followed with many points of view being considered. A vote was then taken and by an overwhelming majority Brighton Kite Flyers has decided not to rejoin the BKFA in its present format.



**Merchandise**

**T-Shirts/Sweatshirts:**

Alan Outram  
T 01737 771196  
E alan@BKF.org.uk

**Pins/Cloth Badges:**

Simon Hennessey  
T 01273 582309  
E simon@BKF.org.uk

**Thank you**

I would like to say thank you to all those who made this issue of Aerodyne possible Colin Marshal, John Dimmock, Linda Howard, Corinne Hennessey who have helped to make this edition possible. I must also say a very big thank you to those who have edited Aerodyne this month in one shape or form.

Simon Hennessey

**fly - ins**

These are held on the 1st Sunday of the month on Telscombe Tye, East Sussex, and the 2nd Thursday at 6pm in Stanmer Park (Summer only). Members may well be attending kites festivals, so attendance could be low, but the fly-ins are still on, so see you there soon.

Please contribute to your club newsletter - even the smallest of items is welcome. Anything sent to the 'Editor' will be considered for print unless marked otherwise.

Contributions should be sent to:

Aerodyne  
c/o Simon Hennessey  
11 The Sheepfold  
Peacehaven  
East Sussex. BN10 8EG  
aerodyne@BKF.org.uk

Deadlines dates;  
January issue - 1 December  
April issue - 1 March  
July issue - 1 June  
October issue - 1 September

**THE BKF GET A SIGN**

We have had the club trailer signwritten with our logo and web address. It was done by Blown Away Clothing who as well as one off items of clothing have a vinyl cutting machine.



This has already turned head and will promote the club whenever we are on the move or kite field. They have also produced some window stickers for us which cost £3.00 each and can be got from Simon Hennessey.

**SEE YOU IN BALI SOON WITH TIGHT KITE LINES**

Kiting friends would like to say all the best to Terry and Irene as they take up the next stage in their life in Bali. Terry passes on his goodbyes and said "it was great fun flying with you guys". I hope we can keep in touch. Kite Festivals will not be the same without their influence. They've introduced us to a more interesting variety of drinks. A kite festival will not now be the same kite festival in the Elf encampment without limes and ice for our drinks and "proper" coffee in the mornings! All the best and hope to see you soon.

Tina Styles

Whilst every care is taken to get the details correct in 'Aerodyne' the Brighton Kite Flyers cannot accept responsibility for any errors or omissions that may occur. Opinions expressed are not necessarily those of the Editors or of the Brighton Kite Flyers.



# 42 ROMAN SANDLE 82



The Journal of the Bearly Made It Skydive Squad. The International Brother and Sisterhood of Parachuting Fauna and the U.K. Ted Devils. Without a doubt still the biggest load of Mindless drivel in Kiting today, yet probably the most photocopied and do we give a toss?, Nope, nil illigitum carborudum.....

## I just wanna eat your teddy bear

Security dog hired to guard collection of rare toys rips the stuffing out of Elvis's £40,000 friend Mabel

Most dog chews are on sale at the local pet shop for pennies, but a recent dog chew cost almost £40,000.

The dog chew in question was actually one Mabel a 1909 Stieff bear once owned by the King of Rock and Roll, Elvis Presley.

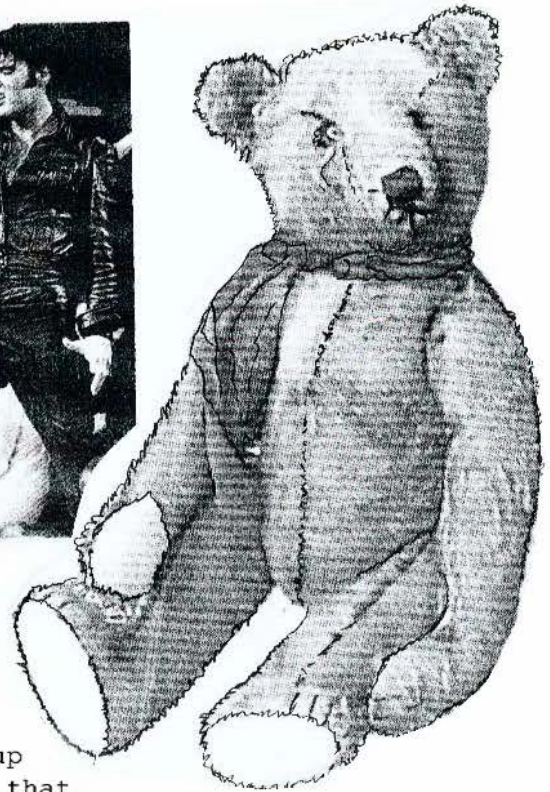
Recently purchased at auction in Tennessee for the aforesaid £40k, Mabel was to have been the main attraction at the Wookey Bear collection at Wookey Hole Caves in Somerset,

The Wookey collection is so valuable, some say up to a half a million squids worth of furry wotsits, that the insurers insisted on hiring guard dogs, and it was one of these that went off its rocker and decided to chew up the exhibits. Unfortunately poor Mabel was not in a glass case as are the most valuable Bears, as one was in the process of being made for her protection.

Poor Mabel who ended up with a large gash across her chest which went up through a shoulder and practically severed her head was not the only bear to be savaged by the nutty canine, others with an estimated value of £20k were also ripped to bits, so much so that owners of the collection described the resulting mess as a veritable explosion in a kapok and mohair factory.

To compound the mayhem, poor Mabel isnt even owned by the Wookey Bear collection, she was on loan from her owner Sir Benjamin Slade who was said to be in a state of shock and threatening legal action. Greg West the security guard said that he had stroked Mabel and maybe his canine sidekick had got a bit jealous, or maybe there was some rogue scent on the bear which triggered the attack. Maybe the pooch had detected the vestigial scent of those famouse 6,000 calorie "Fools Gold" sarnies that the King used to enjoy, who knows?

By now all you Doggy people out there are probably peen yourselves with laughter, we are(whoops) at the nutty canine capers of that naughty Doby, Barney, who caused a bit of a barney down at Wookey hole. But, and heres the plug. if old Mabel had been a Bear of the Parachuting ilk, then Barney would have severe indigestion from all that loom state, so much so, that he would have been too tuckered out to have chewed up the Bear.



# SAS reports of canine heroics 'just a shaggy dog story'



Rob gets his second GONG in 1945...

**WARNING! REVISIONIST ALERT, THEY'RE AT IT AGAIN.**

Almost every day, some long cherished story of derring do is attacked by some cheap shot revisionist who seem to take a particular delight in casting nasturtiums or whatever and a case in point is the story of Rob the Parachuting wardog, which according to yet another cheap shot, is nothing more than a load of old cobbles.

Long term readers of this journal may remember back in issue number 13 we made mention of Rob the Parachuting wardog who served with the 2nd SAS in North Africa and Italy during World War 2, and reputedly made 24 parachute drops on active service as well as acting as a guard dog and sentry. Rob was twice awarded the Dickin Medal, the animal VC for outstanding bravery on the field of battle, and we reckoned that if BMISS ever instituted a gallery of Heroes, then good old Rob would be first in the queue for admission.

Now, however some 60 odd years on, a revisionist says that far from being true, the story of Robs exploits are literally nothing more than a shaggy dog story, and highly embellished at that. You are no doubt aware that in common with most of these cheap shot artists, this one was't there at the time, like the one who recently claimed that the Royal Navy won the Battle of Britain, and whilst not wishing to take anything away from the gallant Senior Service, we were not aware that Battleships sprouted wings and flew. holy cow, they'll be reckoning next that Spitfires and Hurricanes helped Lord Nelson win the battle of Trafalgar.

The Peoples Dispensary for Sick Animals who originally awarded Rob the Dickin medal were in no doubt as regards the authenticity of the reports of Robs exploits and the Imperial War Museum who have a painting and model of Rob which they featured in a recent animals at war exhibit, said although all their info and documentation was from a one point source, ie, the PDSA, they had received it in good faith, though of course, they are open to any other information, which may be difficult, since now most of those who were involved with Rob in any way have themselves passed away as did Rob in 1952.


We dont care what the revisionists may say, any person or animal and there were and are millions who helped to put a severe crimp in the day of that 'orrible little git with the Tash, did an excellent job for which we thank you most sincerely, including that Parachuting furry hearthrug of the slobbering tongue variety.

So its Yah, Boo, Sucks and a big Raspberry to all them revisionists, we're convinced that Rob did unstuff his jolly old rag and was a real Fauna Bomber, long before us cuddly toys got in on the act.....



# Bear facts of a paradox

## Bruno, the first bear in Germany for 170 years, is killed



### FAREWELL THEN DEAR BRUNO, RIP...

It matters not that you were a legal denizen of the Glorious Euro Superstate with no bar to your cross border wandering after all what were borders to a European Brown Bear? just lines them stupid humes drew on a map. If only you had stayed in your Italian nature park where your Mum and Dad had been reintroduced a few years back, after your forebears there had been practically exterminated by them stupid humes.

But, as ever, the old wanderlust kicked in and you slipped into Austria, where the living was fairly easy and thence into Bavaria where you really did hit the grubstake motherlode. What was it? Sheep ,goats,the odd chicken,some rabbits and even a guinea pig. You rascal you, why you even hada bash at some Bee Hives and even the odd dustbin, and to cap it all you cheeky sod you even had a kip on the front steps of a local nick, though what the Bavarian Old Bill were doing at the time, one dreads to think.

Said a Bavarian Government Official in reply to the ensuing uproar, Its not that we dont welcome bears in Bavaria, its just that this bear is not behaving properly.Nein,da Brumbar ist well out of ordnung. so the Bav Gov hired at team from Finland to track you down with dogs,whack you with a stun gun and dump you in a zoo. Boy was that some merry dance you led them Finns and their dogs on. 300 miles was it? and still they couldnt catch you, so the Bav Gov went to Bikini Red, Defcon 5, you were a risk, they assesed you in the fully approved, politically correct european superstate manner and so dear Bruno you had to die.

So the first Bear in germany for 170 years is no more, and what is more than strange is that the Finns who only wanted to stun poor Bruno and chuck him in a zoo, didnt geta smell of him,yet once open season was declared, the licensed to kill team of Bavarian hunters, whacked poor Bruno the very next day.

RIP...HERE LIES POOR BRUNO, A VICTIM OF THE MODERN DESIRE TO AVOID A RISK.....


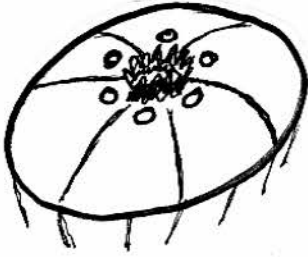
## One final question

Are Bavarian lawyers in any way slower off the mark than their opposite numbers in the U.K.? Its a pound to a penny that if Bruno had been cape- ring around our green and pleasant, some me learn'- ed would have been on the gravy train as quick as a flash, demanding legal aid, Bear rights and possibly even lemonade and loads and loads of them tasty red backed drinking vouchers.

Mind you both Bruno and his lawyer would have had a tough time fighting off all the Bunny Huggers. Social Workers, Outreach counsellors, Safety Elves, Risk assesors, yeah, lots of them and of course a veritable horde of Red Top hacks waving chequebooks. Wow, Bruno could have ended up as a celebrity on Big Brother 48.....



# Tales of the unexpected



Having recovered from the sight of a large monkey descending under a half peeled banana chute and getting slightly giddy as a rat tries to chase a triangular chunk of emmental cheese masquerading as a chute which circles above him, perhaps it was natural that the well known Air Attractions duo, Francesca and Jon Caton would pull a truly original design of chute from out of the hat. so you have this frog with a yen for parachuting. Do you equip him with a normal chute? no you do not, you give him a lily pad chute. As you know, lily pads float on water very flat, so how do you make a chute canopy more lily padish? One way is to air inflate it and equip it with a secondary set of shrouds to make it fly as flat as possible.

This canopy design is unique, in fact one wonders if the full size hume chute makers have tried something similar, cos it does seem to work. Two circular skins of ripstop are joined with vertical ribs internally, A large air inlet in the lower skin admits air which is vented through six smaller vents surrounding the lily flower in the middle of the upper skin. Thus the canopy is air inflated but does not possess a deep dome as does a normal round chute i.e. it flies flat aided by the secondary shrouds which surround the larger air inlet in the lower skin. As per usual around the rim of the canopy, the usual shroud are attached.

When the BOF asked Francesca and Jon for the plans for this unique chute, they fell about laughing, plans? you're raving mad pal, plans, Ha. there aint none. We got bored one evening, and bashed out this chute by Mk1 eyeball engineering, and what do you know, it seems that they got it right in one,

## In the picture

Whilst we're on about unique chutes hows about this one, spotted in a Tory-graph feature on Paragliding. Tucked in amongst the paraglider canopies and harnesses etc was this strange looking chute called the Seven Up from Independence. This radical design promises faster deployment with less opening shock, and is a snip at £480, which probably translates to 48p in furry fauna size, courtesy of your ripstop scrapbag. Wonder who was the first brave or stupid hume to try out this one?



## Days like these

So theres this Teddy Bear see, playing as wicketkeeper in a game of cricket on a sand bank in the middle of the Moray Firth in Scotland which is only uncovered every 80 years. Going by the name of the Skate Bank, the sand last saw a cricket match in the 1920's. Ah, you say, did the furry wicketkeeper parachute onto the sand bank. nope the local Sailing club took him out there, but the poor little sod never even had a lifejacket let alone a parachute. And to cap it all someone thought the cricketers were in distress and called out the lifeboat and the local plods to rescue everyone from astickey wicket. Only in Scotland folks..... Wotcha mean them Jocks is bonkers, Its an English loony typing.

## Mad for it

Sometimes we do wonder, for a new map of Yurop has Kent and East Sussex as part of France. Eastern England will be Germany, Western England and Ireland will hence forth be Spain and its no use you Jocks peeing yourselves with laughter you will be part of Sweden. And as for Wales and you proud Welsh people, you just disappear.

Needless to say, the Yuro Burocrat responsible for this map one Wolfgang Thiefensee said we can permanently overcome old borders Well, sunshine have we got news for you, two words, Up Yours and if you are so confident of achieving your ambition, just git cher 'arriss down to Cardiff and see if the Welsh wear it. So as ever its the usual to the Teddyt-orial, 48 Laurel Lane, West Drayton, UB7.7TY in **ENGLAND** and thanks to a nonny mouse, Leicestershire post mark, for the Bruno info, cheers.....



## Events List

March 2007		
31	Berck Sur Mer Kite Festival, France. Until 8th April	Gerard Clement +33 144 68 00 75
April 2007		
21	Cervia International Kite Festival, Cervia, Italy. Until 1st May	info@artevento.com
28	Oldham Kite Festival, Peggy Baker Park, Oldham.	
May 2007		
6-7	Weymouth International Kite Festival, Weymouth Beach, Dorset.	The Kite Society
6-7	Spring Kite Festival, Beverley Race Course, Beverley, East Yorkshire	www.kite-festival.co.uk 01430 860070
12-13	Swindon Kite Festival, Science Museum, Wroughton, Wiltshire	WHKF
19-20	Cleethorpes International Kite Festival. TBC	Lee Beckett 01472 323352
19-20	10th Suffolk International Kite Festival, Rougham Airfield, Bury St Edmunds.	Martin Corrie
26-28	Flexiwallop, Middle Wallop. TBC	
June 2007		
2-3	Exmouth Rotary Kite Festival, The Imperial Recreation Ground, Imperial Road, Exmouth, Devon	Exmouth Rotary
2-3	Basingstoke Kite Festival, Down Grange Sports Complex, Pack Lane, Basingstoke. TBC	Kites Up
9-10	Margam Park Kite Festival, Margam Park, near Bridgend, South Wales.	mail@margamkitefestival.co.uk www.margamkitefestival.co.uk
10	Peterborough Kite Festival, Ferry Meadows, Peterborough	GOKF
16-17	Southampton Kite Festival, Lordshill Recreation Grounds, Southampton. TBC	Michael Lowe
16-17	Bedford International Kite Festival, Bedford. TBC	Andrew Pidgen
30	Sunderland International Kite Festival, Northern Area Playing Fields, Washington, Tyne & Wear.	Malcolm Goodman
July 2007		
1	Sunderland International Kite Festival, Northern Area Playing Fields, Washington, Tyne & Wear.	Malcolm Goodman
7-8	Brighton Kite Festival, Stanmer Park, Brighton. TBC	Brighton Kite Fliers
August 2007		
25-27	Portsmouth International Kite Festival, Southsea Common, Portsmouth, Hampshire	The Kite Society
September 2007		
1-2	Bristol International Kite Festival, Ashton Court, Bristol.	Avril Baker
1-2	Summer Kite Festival, Beverley Race Course, Beverley, East Yorkshire	www.kite-festival.co.uk 01430 860070

Contact	Address	Telephone	Email
Kites Up	Roy Broadley	01256 812487	kites@kitesup.co.uk
The Kite Society	P.O. Box 2274, Gt Horkesley, Colchester CO6 4AY	01206 271489	Events@thekitesociety.org.uk
Martin Corrie	3 White Horse Road, East Bergholt, Colchester, Essex CO7 6TU	01206 299560	martin@skfc.co.uk
Brighton Kite Fliers	11 The Sheepfold, Peacehaven, East Sussex BN10 8EG	01273 582309	info@bkf.org.uk
Ron Dell		01438 712168	rdell@electroweb.co.uk
Richard Nourse	85 Bells Orchard Lane, Wareham, Dorset, BH20 4HP	01929 554690	richard.nourse@virgin.net
Exmouth Rotary	86 Halsdon Avenue, Exmouth, Devon EX8 3DH	01395 274271	msp@dsl.pipex.com www.exmouthrotarykitefestival.co.uk
Great Ouse Kite Fliers	Jill Ferrer, 80 Welland Road, Peterborough, Cambridgeshire PE1 3SG	01733 563958	Gokf@btinternet.com
Skybums	7 Sunnyfields, Bell Lane, Shrewsbury, Shropshire SY2 5EW	01743 244677	skybums@kites4.co.uk http://www.kites4.co.uk
Michael Lowe	44 Bellemoor Road, Shirley, Southampton, Hants SO15 7QU	023 8077 0788	
Bryan Cantle	21 Shepherds Close, Cherry Hinton, Cambridge CB1 4HP.		
M.K.F.	David Buckland, 98 Thanet Street, Clay Cross, Chesterfield, Derbyshire S45 9HS	07971 177085	david.buckland@mkf.org.uk
Dunstable Kites		01525 229773	sales@dunstable-kites.co.uk
White Horse Kite Fliers	P O Box 585, Swindon, Wiltshire SN3 4YR	01793 824208	Cowpat.ed@whkf.org.uk
Al Cosgrove			Alan.cosgrove@ntlworld.com
NKG	Northern Kite Group		welbornkcc@aol.com
Andrew Pidgen	Events and Marketing Section, Bedford Corn Exchange, St Paul's Square, Bedford, MK40 1SL	01234 344813	river.festival@bedford.btinternet.com
Avril Baker	5 Lilymead Avenue, Wells Road, Totterdown, Bristol BS4 2BY	0117 977 2002	info@abc-pr.co.uk
Malcolm Goodman	Bluebell House, Market Place, Middleton in Teesdale, Co Durham, DL12 0QG	01833 640584	malcolm.goodman@virgin.net
Karl Longbottom	School House, Dorstone, Hereford HR3 6AN		karl@longbottom.org.uk