

# THE KITEFLIER

[www.thekitesociety.org.uk](http://www.thekitesociety.org.uk)



**Issue 144      July 2015      £2.50**

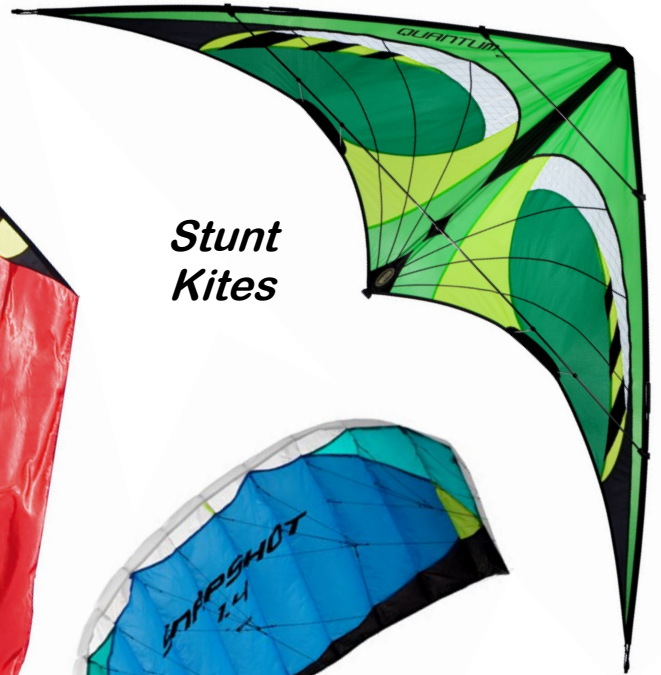
**Newsletter of the Kite Society of  
Great Britain**

# KITEWORLD

All The Fun Of The Air!



*Inflatable  
Kites*




*Stunt  
Kites*



*Single  
Line  
Kites*



*Power Kites*



*Revolution  
Kites*



*Kites For  
All Ages*



*Kite  
Accessories*




*Windsocks*



*Visit our website*

[www.kiteworld.co.uk](http://www.kiteworld.co.uk)

01255 860041



## Editorial

STACK UK National Championships	4
Winds of Change at Berck	6
Pothecary Corner	14
Bedford 2015	17
Reflections	21
Saving the Coral Reefs	23
Bits & Pieces	24
Portsmouth 2015	32
Events News	33
Events List	36
For Sale	36

Dear Reader

The season is well under way and so far this year the weather has held for most of us. Let us hope it continues for the rest of the year and people have lots of opportunity to go out and fly their kites.

Whilst you are out there—why not promote the Kite Society or your local kite group. You can always point people in the direction of our web site where they can find the information they need to join. Kite flying needs new people to keep the hobby going.

Kite flying appears to be in a bit of a lull at the moment—and we often wonder what the cause is. Is it the fact that young people are not interested in kites—or the 'boring' part of kite flying—static, single line kites—unless they are giant inflatables? Even sports kites appear to be suffering with less people taking part in the competitions.

What do you think? How do we attract more people into kite flying? Write in and let us know.

### Front Cover

**Two of Rolf Zimmermann's Dragon Kites. Hopefully joining the Blaze at Portsmouth.**

**Photo: Gill Bloom**

Don't forget Portsmouth this year is not on the normal Bank Holiday weekend but the 15th & 16th August. Despite this change of date we still have an exciting festival ahead with lots of first time kite fliers—from new countries (Malaysia and China). Please come along and support the event—details on page 32. Also—remember Bristol is the following weekend—they have changed the location but it still looks to be as good as ever. Details can be found in Events News.

Gill and Jon

Membership Type	Fee
Electronic Subscription (Individual or Family)	£5.00
Household (Individual, Family, Senior)	£15.00
Overseas (Europe)	£25.00
Overseas (Rest of World Airmail)	£30.00
Overseas (Rest of World Economy)	£25.00



## STACK U.K. National Championships—Lex Kraaijeveld

*Reproduced with Permission from the Flying Fish Blog—<http://flyingfishkites.blogspot.co.uk/>*

The 2015 UK National Championships at Dunstable Downs June 13 & 14 threw up an interesting challenge: fog. Besides the weather alternating between drizzle and rain, there were times when it was near-impossible to see the kites at the end of the lines. Despite this rather challenging weather, there were still two full rounds of the dual-line individual, pair, and team; and quad-line individual and pair competitions, plus a single round of multi-kite flying (on Saturday) and a single round of freestyle flying (on Sunday)



To a large degree, the winners from last year retained their titles: Tony Shiggins won dual-line individual, Phoenix (Tony + Fran) won dual-line pair, and Flame (Tony + Fran + Barry) won dual-line team. So another triple for Tony! The only 'other' winner compared to last year was Bryan Beasley, who took the freestyle title.

Multi-kite flying saw its début at the Nationals, with four entries, and the first UK Champion in this discipline is Graham Lockwood.

Quad-line flying was back at the Nationals after a number of years. Josh Mitcheson became the UK Champion in quad-line individual, and Tall & Small (Josh + Ellie Eades) secured the national

title in quad-line pair. So a double for Josh in his debut to flying national competition!

And how did Flying Fish do? With only two entries in dual-line pairs, no surprise that we came second, like last year, and retained our Experienced Class title. Our scores were essentially the same as last year, and we are aware that we need to do something different for our ballet to improve our scores. This will almost surely include more flying 'to' the music than we're doing in our current competition ballet, which is essentially a number of patterns and figures flown with music in the background.

The above would have essentially have been the content of this item, if it hadn't been for an unexpected twist.

At the pilot's meeting on Saturday morning, it was clear there was only one entry for dual-line team. In order to make sure Flame at least had to work for their essentially inevitable title, we were asked by Keith Griffiths of the Airheads whether we were up for forming a 3-man scratch team, quickly dubbed 'Fisheadz'. Obviously, we'd never practised the team compulsory figures together, and even more obvious, we didn't have a ballet.



## STACK U.K. National Championships—Lex Kraaijeveld

As Keith had experience with the figures, he'd call these, and I'd then switch with Keith to the #1 position to call the ballet. We decided to use our Adiemus music, and string together some elements of our Adiemus routine with some elements of the routine we flew with Airheads at Exmouth Kite Festival a few weeks ago. We also decided at the last moment to try and include our 'double catch' ending, and it worked, under competition conditions! Only on Saturday; we didn't manage it on Sunday. Even though Fisheadz is officially the runner-up dual-line team in the UK in 2015, we were far far behind Flame. Don't think we dishonoured ourselves, though, and Andy Taylor was very enthusiastic about our double catch ending, referring to it as a rare novel move in dual-line flying.

I don't know if pictures were taken of Flying Fish or Fisheadz while they were flying, but if any such surface, I'll update this blog post. Because I was mostly either line judging, ground-crewing, or flying, I didn't have the opportunity to take many pictures myself, but what I took is here. The full results are available on the STACK web-site.

**Overall Result** (From the STACK UK web site)  
Both rounds of this year's national championship have now been completed and we are pleased to announce the new champions:

- Dual Line Individual champion: Tony Shiggins.
- Dual Line Pair champion: Phoenix.
- Dual Line Team champion: Flame.
- Multi-Line Individual champion: Josh Mitcheson.
- Multi-Line Pair champion: Tall & Small.

Congratulations to Tony Shiggins, who retains the Steve Brill Memorial trophy as dual line individual national champion for the third year running and to Phoenix and Flame who retain their respective pair and team championships.

Well done also to Josh Mitcheson for becoming the first multi-line individual champion since 2011 and to Tall & Small (including the aforementioned Josh) for becoming the first multi-line pairs champion since 2007.

### Freestyle Championship

This year's freestyle championship was based on a single round held at Dunstable Downs on 14 June 2014. Congratulations to the new 2015

Freestyle champion:

- Freestyle champion: Bryan Beasley.

### Multi-Kite Championship

This year STACK UK introduced a new competition for multi-kite flyer, held at Dunstable Downs on 13 June 2014. Congratulations to the inaugural Multi-Kite champion:

- Multi-Kite champion: Graham Lockwood.



Below—Flying Fish in Action





## Winds of Change at Berck—Hugh Blowers

Regular readers of my ramblings will be well aware of the bee that is constantly circulating in my bonnet regarding those at festivals that accept what is on offer, yet do not repay the hospitality by participating fully (or at all). We have seen the effect this has had at Portsmouth and internationally acclaimed flyers will wax lyrical about similar problems elsewhere. Sadly the malaise had begun to have its impact at Berck, which has inevitably led to significant changes. Firstly it was the issue of lunch passes, but this did not diminish the queues, especially when there was a noticeable lack of kites in some of the arenas. Last year, absentees were contacted to see just where they were when reasonably expected to be on the beach and flying. The results of these enquiries did not please the organisers, leading to a very different regime for the 29<sup>th</sup> RICV. Firstly there was pre-registration for all flyers, which required a commitment to flying and a clear statement that any accompanying non-flyers would not be accommodated or paid for. Next was a requirement to sign in on arrival and show ID before collecting hospitality envelopes. A reduction in the overall budget also meant hotels for just the nights of the festival and two free drinks a day. The traditional parade was also a casualty on cost grounds.

It then begs the question as to whether any of the above had the desired effect or was in any way negative. There were certainly fewer people on the ground, but just as many registered flyers. Lunch could be taken without queuing for 30 minutes or so and there was not the same pressure for the catering staff. Yes, there were those that had taken umbrage and not made the trip, and sadly there were those that still took the envelope without putting anything in the sky, but they were much more obvious and ears were whispered in on occasions. The general consensus was that the sky was just as full, apart from the final Sunday, but that is a different story, although there was a lot more ebbing and flowing during the week.

There can be no doubt that it was again a fantastic festival, aided in no small way by the blue skies, sun and constant supply of that vital ingredient, *vente*. Admittedly, aforesaid *vente* was from the north for much of the week making us all work, but it was warm, almost too warm at times. Indeed, the previous week had seen record April temperatures in the area. Oddly, when the wind swapped to the south it went considerably colder. As usual the first day



takes a bit of time to get going with trailers and copious bags having to be transported onto the beach. Just for once, the British contingent of Longbottoms Sara and Karl, the Blowers' Hugh and Lynn were ahead of the game and in the air by 9.30 giving us bragging rights for once over the Krugers, Dirk and Sonja. Diagonally opposite, Vulandra were undoing bags by the score, whilst immediately opposite Werner Bache was getting a series of dragons, witches and other mythical figures into the air. Werner is booked for Portsmouth with his very different, but attractive take on the dragon. Down in the 'geants' arena, AWITA were doing their weekend stuff as usual accompanied by a whole series of inflatable dragons in varying sizes, built by Roland Verheul. I would imagine that these could become relatively common, as they are available in 9m, 12m and 22m sizes and at 750 euros for the midi are extremely cheap in the grand scheme of things.

Tuesday saw a mass exodus of flyers either through work commitments or competing festivals. Vulandra went with the same Italian style as they had come, Jan and Yolande, all the British four line representatives, Gill and Jon, and our own DJ and Sara L. There was a compensating influx by way of 3000 enfants. It has to be said that they were all exceedingly well organised in their groups, although pee-pees times 3,000 does require a lot of toilet accommodation and queuing. The sight of all their kites flying on the beach was a joy to see and a reminder that it does not have to be complicated to be enjoyable. For the first time for a while, Gerard had organised a coach trip out for foreign guests during the afternoon that visited the Abbye and garden of the Vallories nearby. If the bulk of the enfants arrived on Tuesday there were groups throughout the week, including many with very obvious handicaps that proved something of a challenge to their staff.

## Winds of Change at Berck—Hugh Blowers



Much of what is in the air is well established, but amongst them are always a significant number of new pieces, large and small. Very prominent was 'Elvis'. Yes, an extremely large and impressive inflatable look-alike with white rhinestone suit, shades, quiff et al, built by Robert Kirsh of Aufwind Extreme. That it was acclaimed as the kite of the event was of little surprise although close inspection reveals it more as impressionistic.

As well as the alternative dragons, Rolf Zimmerman had his latest take on his version, this time with legs. These now fly very well, but Rolf is never satisfied so is changing the proportions of the head and neck. The teeth and eyes are masterpieces of kite making alone. The manta rays are also appearing in different variants, some more life-like than others. Another new addition came from Christian and Alex of Team Think Big and this took just on nine months to produce, only it wasn't a kite but their first child. I don't do children as a rule but what a contented soul it was. Even with a face covered in what Alex thought were mosquito bites, but looked suspiciously like chicken pox, not a murmur issued forth. Jan from Holland has been working on a new figure, definitely ripstop, which is a scaled up version of a traditional, wooden toy soldier he saw in a very exclusive shop. It is odd in a way, as it looks exactly what it is, so is completely static, when we are more used to movement in inflatable figures. Very

reminiscent of the music box figure from Chitty Bang Bang. Dirk and Sonja Kruger have been hard at work as usual, never stopping at just one example. Their latest were 3D inflatable version of the Thai mascot that they built for the festival over there. Their own they have in a variety of sizes to go with a whole line of newly made Spirit type kites.

There is always a healthy debate now as to whether any particular kite in the sky is original, a legal copy, or a complete rip-off, commercial or otherwise, and as normal there were certainly lots that came into the latter category. It appears that there is now a degree of resignation amongst designers and makers, even if they are not happy about it. One fun variation, but possibly of slightly dubious legality was what



looked at first glance to be a Simon Chisnell alien. From the front though, it was a frog, with glowing afterburners. Moving up an arena Guy Reynolds' Batman was as good as anything on the field, but he was still at work bridling an even more remarkable figure kite, Cat Woman. There can be no doubt as to her gender as she filled her catsuit admirably and realistically, bringing the inevitable comments about the need for a further two bridles? Whether she had the kite making equivalent of silicone implants is not known, but Guy has certainly cracked the problem of getting an anatomically correct inflatable into the sky. These two figures are probably the two most realistic that have been seen, and what is more, Guy is a British maker.

## Winds of Change at Berck—Hugh Blowers



Another new kite that caught my eye was from Pedro Gonzalez. We have not seen Pedro for a while so it was a pleasure to meet up with him and Anna again. His new offering is a 6sqm pilot, made from Polyester and printed before being sewn. I was impressed with its stability in the difficult winds early in the week, although its low wind performance was little better than the 'B' blue pilot. He also tells us that he is working on a new version of his lovely PY indoor kite to make it a little more robust as it is so delicate. Flying it is not a problem but transporting it was fraught. The most common new kites were the brown cowpats dotting the sky,

AKA Peter Lynn Boomers. These are single skinned, but with dozens of bridles and fins and there were quite diverging opinions as to their effectiveness. Quite obvious was that they were all leaning to their left although it is believed that can be trimmed out with a bit of care. They are certainly solid in a stable wind, but whether they offer any advantage over a conventional pilot remains to be seen, especially if brown is the standard colour.

Once again high tides encroached into the arenas around the middle of the day, which was OK for us but not so good for all the Germans camped at the seaward edge although it never quite made the inroads that it did last year. No matter how hard Jurgen stared at the water, the advance was inexorable as it crept ever nearer to the eight giant turbines lined up along the shore. These giants were as babies though compared with a turbine that made a couple of appearances anchored to a large tractor. Judging by its size against Michel's banner poles. It was around 10m diameter at the mouth and several rolls of ripstop long.

It is a sign of the times that even the arena we inhabit is now given over to the geants as well as monofil, but size is not everything as Karl Longbottom proved. Following its debut last year, Karl is now making his Stavanger box in a variety of versions, all of which he was flying high. That they have some authority in the sky was more than adequately demonstrated after a tangle that neatly removed a large portion of the huge lattice tail from Peter Releit's mammoth Premier flow form thingy. Many hours (and days) of stitching later and it was back in the sky, but in the meantime, its replacement had performed as only a flow form can and exited beach left into the sea. That it took a dozen or so people just to drag it back onto dry landish gives some idea of the size of these beasts. Karl has also been at work ironing out some of the stability issues with his lovely Jellyfish. Changes to the sparring have made such an incredible difference that we blagged a couple for the night fly. Apart from the wonderful non-kite related work that Karl is doing he has been busy with new kites, the latest being the Comets. These are relatively simple square kites flown in delta configuration with very long flowing tails. Initially he flew them singly, but eventually as a train that performed well all week, making quite a statement in the sky. The real oddity was a new version of a very traditional



## Winds of Change at Berck—Hugh Blowers



kite, a Conyne, vented with circular holes rather than the normal rectangular ones, this proved to be much more stable flying tail first off one bridle, back to the drawing board.

This was probably the thinnest Berck for a very long while in terms of British involvement, and became even thinner after the Tuesday. The Blooms, Gill and Jon were flying the usual delightful array of Gill's dyed and appliquéd kites, mainly Della Porta style with attendant fluffy tails. The fluffy tail is a wonderful device for stabilising a kite, but something of a mixed blessing on a crowded kite field, even more so when flying a stack of four as they did on several occasions. Gill was introduced to the infamous 'B' blue pilot and managed to plant one of her kites on its back where it remained happily until it decided to fly off some while later. Gill is really prolific, making new kites and banners for many of the festivals they visit, but revealed to us that she is not beyond a bit of recycling at times. The Mabons Pat and Chris were much in evidence in the north field with their Brasington trains and Zimmerman owl and what must be the smallest pilot ever, a H5 from Terry and Jody Hagaman-Sheilds. This was a 5sqft parafoil designed as a workshop kite and has an amazing amount of pull for its size, keeping the owl under control at all times.

Bob Cruickshank was having something of an identity crisis, flying and wind gardening on alternate days. He did manage to arrive for the afternoon wine tasting most days. His real triumph was on the first Sunday though. Although



the festival was supposed to be showcasing eastern and Asian kites and makers the only concession to this was a rok fight. The Saturday version was something of a shambles with very inexperienced flyers joining in, so for the Sunday, Bob and Dave Johnson were invited to join the fray. Needless to say, the experience and cunning of Bob C won the day making him Le Vainguer. Be careful how you say that! Wendy and Peter Thomas were in full wind garden mode, adding more figures and display material to their repertoire. Joel Goupil never disappoints with his wind driven automata and remembering the constant need to cycle the dragon and the kiteflyer to the squirty bits had added hand wheels and linkages so that the public could do all the work. How the kids (and adults) loved it as the handles were turned with great enthusiasm, and laughter accompanying the liberal spraying. The only downside of this was the regular trips to the toilet block for lachrymose fluid, water to the uninitiated.



What was readily noticeable throughout the week were the huge crowds every day. One of

## Winds of Change at Berck—Hugh Blowers

the local areas had their designated holiday period meaning the town was humming, and not just for the festival week either. Usually it is like a ghost town the preceding week, but this time it was very busy, our now not quite so Grand Bleu restaurant full almost every evening. There were numerous comments about the queues of cars back to the A16 and beyond again and it was very much a case of arrive early and leave late to avoid the traffic chaos. Each day the public packed the seawall for the displays in the main arena, and again the sports kite flyers of every discipline worked incredibly hard throughout the week.

Although there was no competition, Gerard Clement had gathered together an impressive line up of teams, both two and four line. This would be the first time for many a year that there was no Flying Squad for the week. They, along with the Decs departed early, leaving the quad line elements an entirely homegrown affair. Having said that, they were augmented by Jim and Lynn from the US at a mere 75 and 74 respectively who were on a seven week jolly taking in Berck and Cervia. Just hope we are as fit and enthusiastic (and capable) when we get to that age.

From 2.30 each day there is a continuous series of mega and individual team flying. Berck is famous for its megateam, managing to set a new, all time record with 37 kites in line astern filling every inch of the wind window. There was some pretty impressive flying from the teams as well with Start Air showing that they are going to be a force to be reckoned with at next year's competition. The timing of their stalls, axels and turns was immaculate and they also had some tasty manoeuvres in the routine. The Follies are always a joy to watch and with their new and permanent recruit Dave Morley now domiciled in France, great things are also promised from them next year. The dark horses were not a team at the start of the week but ended up as an eight-man squad comprising two teams and a pick up. With almost constant practice they had worked up an impressive routine with consummate flying skills and perfect spacing. Permanent or not remains to be seen.

Readers will be well aware that although long since having realised my own limitations I am a great fan of team flying, and very appreciative of the skills and dedication involved. This year saw something that many of us found intriguing

and immensely enjoyable. Panam'air are a well-established and extremely good sports kite foursome. Now'air are three equally good Rev flyers. Add these together in a routine and there is a new and exciting development. As we saw last year, the Rev flyers are learning how to fly at sports kite speeds, but with the ability to hover and manoeuvre, whilst the two line flyers are ever more adept at stopping their kites. Put all this together and a mesmerising routine came to light. Even an infinity with a Rev between each two line kite looks amazing and takes a bit of skill to boot. The highlight for me was one element where the three Revs hover in the centre whilst the four are stalled at the corners of the square. Is there any rule to stop them flying this line-up in competition? It was confirmed that Berck will host another World Championship next year and will also celebrate the 30<sup>th</sup> RICV, even to the extent of having hoardings on the roads leading out of town inviting everyone back for this in 2016.

All too often a festival will be tinged with a degree of sadness when another kite personality departs to the great flying field in the sky. In short order we had Andre Cassagnes and then last year Tal Streeter, but as readers of the Kiteflier and subscribers to facebook will be well aware it was a shock to all to hear of the untimely death of Ron Despojado. Although we did know him from the festivals he attended over here, he was more a part of the four-line community and it obviously affected them deeply. As has now become the tradition, they flew a moving tribute to him during the afternoon's programme.

The first four days of the festival were eminently flyable, if hard work at times, requiring very long leaders on pilots or a lot of wandering about at low levels. There were also a few impressive gusts, one of which had our midi crab pick up the railway sleeper anchor and turn it round. This was as nothing compared to what happened to Roger and Karen, who arrived from Belgium and a little naughtily put up two bols on our anchor. Said anchor then started moving downwind at which one of the bols was removed without deflating that Roger then tried to hold on to, no chance! Next thing he knew, he was flat on his face and heading across the sand at a rate of knots. Unsure of his reaction though when Lynn asked him to put our anchor back where he had found it? The following day was as perfect as it gets and the sky reflected

## Winds of Change at Berck—Hugh Blowers

this as it was as full as ever, and any shortage of flyers was not reflected in the numbers of kites in the sky. Between the Mabons, Blowers' and Karl, we alone had 30 kites in the air and this was the same the length of the beach. Close to us Karen produced as good a piece of appliqué as you are ever likely to see. It was an Edo based on a Bruxelles tradition with carpets of all things. It was made up of many panels, each one using a carpet design with a mind-boggling array of pieces in each and no repeats. The work involved was incredible yet Karen was modest about her achievements even as the plaudits came thick and fast. There were some issues with the bridling that need sorting, but otherwise it was wonderful to see such a complex piece of work.

Much was being made of KAP this year with numerous highflying kites and rigs being manoeuvred through the lines. Our own Sue Storey was much in evidence enjoying the trips out to KAP at a couple of locations each time. The level of sophistication for this activity is now amazing. During the final weekend, someone had tied a small video camera to the nose of a delta, flew it down the entire length of the beach whilst monitoring the footage on his smart phone. Aerial shots were a feature of the traditional festival DVD including the entire mega team laid on their backs with their kites arranged downwind.

Towards the end of the week, the wind changed to the south and for the first time jackets were required although it was still sunny. It seemed as good a time as any to give the Brockett dragons an airing. My own Idris has always been a bit naughty but being able to compare it with the originals that flew significantly better revealed some subtle but obviously not helpful changes. Over the winter it was reverse modified, so something of a voyage of discovery on launching. Several bridle adjustments later and it was flying beautifully. This was unprecedented with Idris and after a while to see if it was trying to lull me into a false sense of security I decided to test my nerves to the limit by anchoring it.

Amazingly, there it stayed until a squall near to lunchtime dictated a bit of discretion and returning it to the bag, neck intact for the first time in years. Unfortunately, this squall coincided with Karl's original Cadfael being launched, so his flight was curtailed post haste. Brimming

with confidence the all red Lleffeleys was put together after lunch and again tied off, where it too flew happily until the wind dropped in the late afternoon. Has releasing the dragons from their long captivity finally tamed them (there's a possible name for a film) or am I deluding myself?



With the wind dropping and the sun blazing down it was a perfect evening to sit outside the beach hut and partake of a few libations before the Gala evening. Being France, eight o'clock can be a movable feast, but it was not far off and with copious supplies of Ricard or Whisky it was a somewhat excitable crowd that Gerard attempted to quieten down for the speeches. Happily these were shorter and lighter hearted than at the official opening, with the Mayor asking us all back for the following year. Presentations were made to Gerard and to the Follies for winning his gnome namesake and to Robert for 'Elvis' as kite of the festival. One has to say, that the spread of food prepared by the FPA was the best we have ever experienced, and this included the cheese selection and the thoroughly delicious individual desserts. The wine



## Winds of Change at Berck—Hugh Blowers

was free flowing as well, which meant a walk home to our chalet and the first of two very late nights. Sadly, the night was marred by the ap-



palling behaviour of one of the guests, unfortunately British, which did nothing for entente cordial.

The Friday and Saturday, as well as being two very long days, are vital for showcasing the festival and kite flying to the media, officials, tourist officers, councillors and sponsoring companies. Gerard was at pains to ensure that as many kites as possible were in the air, and for once, the flyers did not disappoint. The only potential fly in the ointment for the vol de nuit was the forecast, which was looking very dodgy. Indeed it started to rain around 7pm, but by the time we came out of the Grand Bleu it was dry again and the crowds were emerging from shelter. Happily there was also sufficient wind along the beach for kites large and small to fly. Karl's chosen kite for the night fly was his UFO that had been ignored at the competition in Dieppe, but earlier in the week it had demonstrated just how effective it was both for its flying and design.

The two key features are the blue chiffon tails that have an alternating dark and very pale blue wave effect running down them in flight. The even more spectacular element was the searchlights. These are transparent Cuban material circles round the skin, which gleamed intensely with the sun behind them. The arena was a bit crowded as night fell with the mega team performing with lights.

The vol de nuit proper started in a typically French way with Now'air standing, heads bowed, with their Revs, whilst a young lady spoke, of what we do not know. Gerard then took over the commentary in his usual sepul-

chral tones. The Follies took over the two line duties while Karl went to the seaward side above the banners and was to become the star of the firework display. We kept to the town side with the 'blagged' jellyfish looking stunning under the intense blue white of the spotlights. The helium filled blimps that appeared last year were again in action with their pilots emerging from flowers this time. The colours of the three change throughout the show, both internally and on the wings. Again the fluorescent helium eggs were released to float across the arena, but this year with much more effect as the wind direction had them in the lights for much longer as they streamed along the beach

Much in evidence were the deltas with PIC controlled lights arrays that make the job so effective and easy. Red Alert had a selection of pyro deltas but they kept them well away from any danger. Several of the larger inflatables were illuminated from inside, which always works well against a dark sky. They do tend to get ignored by the spotlights so their contribution relies on this rather than the reflection element in the central area. After 40 minutes or so of flying and applause from the immense crowd the pyrotechnics started, and there was Karl's UFO in the spot usually taken by a German pyro delta.

It was right amongst the conflagration with the bursts above glowing through the 'portholes' As Karl brought it nearer to the centre of action it was inevitable that there would be an odd strike, although it was stuff on the way down, not the mortars on the way up. The crew on the UFO must have wondered what on earth they had got involved in, but resolutely they stayed to the end. Karl reckoned that he thoroughly enjoyed the experience as well. So taken were we with his jellyfish that they now have a permanent home in our bags. At last, Karl has managed to sell a kite to us after many years of striving.

Gerard must have been a very relieved man as the evening had been dry, there was wind, plenty of kites, and another long and explosive firework display. Still begs the question as to where all those that had committed to fly that evening had hidden themselves?

Following banner duty, we all repaired to the bar for a bevy or two before the trek back home, and no doubt some of you were wondering, yes, the cat was waiting on the doorstep.

## Winds of Change at Berck—Hugh Blowers

She is now venerable and a touch arthritic, but had sought us out after just a few hours and made herself at home again for the fortnight.

That brings us to the final day and probably the most contentious issue of the festival. The day did not start too well as it was raining until around 10 o'clock, but then cleared up so it was banners up and kites up, except, where were the kites? We know there has to be a last day, but this one had started on Saturday with a number of teams and individuals heading for the hills.

Sunday morning and a constant stream of trailers and kit heading off the beach leaving three virtually empty arenas apart from AWITA and the combined might of most of the remaining British. Germans gone, Dutch gone, Italians, Belgians and Swiss also, and Guy who had retired injured, just Karl, Bob, Dominique, Lynn and me plus one Italian with the entire arena at our disposal. The public were still there in their thousands but with little to watch, unacceptable in our view.

What there was, instead of the normal parade that keeps everyone occupied was Napoleon. It is a delight for us to share our hut with Dominique Weill at the weekends who is able to explain the some of what is going on when our limited French fails. She had told us to expect Napoleon, who duly arrived, along with a marching band, all in Napoleonic uniform and ranks of foot soldiers, many of whom looked decidedly feminine and would have confused things somewhat in 1815, although we understand there were women camp followers.

Now at this stage, Dominique pointed out that the French and English have a distinctly different view over the outcome at Waterloo. For them it was not so much a defeat as a score draw, referred to as a 'Berezina' after another battle in Russia that was a bit like our Dunkirk, either a disaster or a deliverance depending on the viewpoint, but certainly not a victory (or defeat).

Much like the 'Scottish' pipe band at Dieppe, so Napoleon and his troops also turned out to be Belgian, parading up and down the promenade with much pomp and martial music. This they continued into the hospitality tent at lunchtime before coming to a ceremonial halt. Apart from the flyers leaving, so did the wind resulting in absolutely nothing in the sky. Even the sparred

kites were hitting the sand. Had Gerard's luck finally deserted him after the Saturday evening?

Well, if it were not for the amassed ranks of the sports kites, then the answer would have been yes. A mega team with the lightest of kites and almost no wind tested the flyers to their limit, but still they managed to put on a show. The Revs resorted to dynamic flying to keep their kites in the air, which made for a very different Rev megateam.

Eventually the wind did fill in, but by then it was too late for most as they were well on the road. The advantage of not taking too much down to the beach in the first place was evident to us, as we did not have to make too many trips back to the car during the day. After nine glorious days, a couple of long Doors tracks brought the 29<sup>th</sup> RICV to a close, just banners to put away and the last of the drinks tickets to use.

Another wonderful and enjoyable festival for us and no doubt for the traders of Berck as well? Half an hour of rain in nine days and glorious sunshine for most of the time cant' be bad in April?

The 30<sup>th</sup> next year is promising to be an epic, although the organisers will have to do something to address the 'Sunday syndrome' If the festival is nine, or ten, or even eight days, then it has to be just that.

*All Photos—Lynn Blowers*



## Pothecary Corner—Allan Pothecary

### Loss of a friend

It was with shock and deep sadness that I read in the last edition of this magazine of the passing of the great man Ron Despojado following a short respiratory illness after his return from a kiting adventure in the middle east.

We first met Ron (Rolando) on holiday in his home town of San Diego and his open friendliness instantly en-captured us both. Somewhere in the archives I have a video of Ron doing somersaults whilst flying my newest Revolution at the time and my alarm can be heard - although I need not have worried.

Ron was one of the few Americans I have met that could fully understand the British sense of humour and he always had a string of funnies ready prepared each time we met and would sometimes deliberately seek me out to unleash them upon me.

Thankfully, there are videos to be found on YouTube which show Ron's skillful control of the quad line kite - not always fast and tricky but his interpretation of the music to which he flew highlighted every nuance, pause and accent that the ordinary listener would never before have noticed.



Ron flew pairs quad with top American flyer Susan Shampo and they joined (I am afraid to say more names not now so well known) former world team champions with Skydance Mark and Jeanette Lummas to make up the team called Too Much Fun. Susan left the team later when she moved to Boston.

There has already been talk of remembrance tributes such as a kite named after him and the annual Huntingdon beach party being in his name and open to all for the first time.

### Names from the past

I have to say that I was surprised when after talking to some newer flyers that Ron's name was not as well known these days and, taking things further, discovered that many names from my early kiting experiences were not known to those newer to the world of kites.

### Gulf

True, there is sometimes a gulf between single line flyers and multi-liners with some not understanding or just not interested in the other's passion for their particular brand of the sport that encompasses so many different aspects of tethered flying and I have to hold my hand in ignorance if asked to name more than a few of single line kite makers of days gone by or modern times.



I do still remember when we had the top three sport kite teams in the world in Punchlines, Skydance and Aircraft and names like Andy Preston, Tim Benson and Chris Matheson were some of the top kite makers and flyers with Chris, always so keen, doing evening workshops at

the Weymouth Kite Festival.

In fact I had only just finished telling someone at Basingstoke kite festival that he wouldn't see anymore of Mr Matheson because he was laid up with back injuries when I bumped into him around the edge of the arena - I was so pleased to see him active again and we are now looking forward to our next meeting when we will have a team Jam. (I should note that Tim Benson still is one of the top British and the world's kite makers and going strong). Having been 'off the scene' for so long Chris was amazed to see how modern technology had so radically changed what can now be done with kites.

### Working again

I have been put a little at ease by some of those who still don't (and probably never will) have computers at home when they tell me that they have been going in to the local library and finding our site there or being sat down in front of a screen with the basic instructions at the beginning of a baby sitting session.



I am pleased too about this because, although still short of getting the new computer when I will build a new site, I have fixed the old site so that we can add things to it again. It is far easier to access our videos of new kites from here and we do offer free advertising for kite related events. You just need to type in all three words of Close Encounters Kites and you're there!

### PLSS

One of the new kites now fully available is the single skin lifter from Peter Lynn.



When we first started talking to friends about this kite they assumed that we were talking about the power kite that Mr Lynn

has been developing and this pilot kite does indeed have first glance similarities to the C-Quad so we thought it might help to get a video out there.

We actually had an email from Peter praising the quality and content of the video which was great to receive. The kite is best explained here by looking at the photo - you can see exactly how it works. Although simple in appearance it is the result of many prototypes.

We found that although much smaller, it had a similar pull to our 9 metre HQ Sled (the blue one) but goes up in lighter wind and folds down easily into a very small bag - almost a pocket kite!!!

### Advice from the man

The kite should be flown for a while before coming to any conclusion as the bridle and sail have to bed in, but if there is any lean to one side, then the following is taken from one of Peter's letters to me: *1Skins, and Boomers have a tuning line on their outer seams each side about mid-chord. Pull in on the side you wish to pull the kite towards, suggest 10mm steps till you work out the sensitivity. Don't touch the bridles unless they're seriously out- say +/- 10mm (they should all be the same length on current models) Also check for other asymmetries -*

## Pothecary Corner—Allan Pothecary



*tangled bridles, pulled threads (in bridles and sewing) do happen surprisingly often.*

### First outing

Our first outing with the kite was in buffeting wind and the kite was not bedded in (obviously) so we did make a couple of unplanned landings when under the weight of laundry. The second time out was much better - winds still not great but the only time the kite came down was when the wind died completely.

We did get a few swings to one side as the wind played about but recovery was fine. Every once in a while the kite gradually lowered to about 45° out in front of the anchor and a very small pull or a touch with the leg would power it up again and it would go back to the top of its window - a bit like spinning plates I suppose? This may have been the wind or an adjustment that might be required when it has had a few more outings. Once again the video is on the front page of our site and on YouTube where you can subscribe to receive all new videos automatically.

### Reasons two believe

We had two reasons to get this kite (in fact we bought two, yellow for me and, guess what? - Pink for Marilyn!) one reason was to get something that will fly in minimal wind and still have a chance of lifting when we travel round doing our exhibitions and the other reason being the size and weight - the power that came with it is a welcome bonus!

Having just bought three beautiful dragons we were thinking of taking at least one of them on

## Pothecary Corner—Allan Pothecary

our trip to Spain and the PLSS fits the bill nicely!

I told Roy Broadley that his last Jolly Up cost us a small fortune but that was because we saw two dragons there and we were on the phone to Michael at Kiteworld who, despite our having been given information to the contrary, had the best deal - and we ordered that day. Like some of the other inflatables in our collection we found it is best to get air in to the body and then concentrate on getting the head full up with air before it will take its shape properly and then they look fantastic - nothing fiddly required at all!



In the inevitable video the dragons are seen at Hayling Island where a lady came up to us insisting that someone had been flying some much bigger earlier on and wouldn't have it that there was no-one else (We had been on the beach all day).

### Illusion?

On the return trip from the loo I could see why she was mistaken - in some sort of optical delusion, or maybe it was the beer, the dragons look about twice the size from further away!

### Update/report

Just a quick report on some of the recent articles that I did promise to get back on now that we have tested a bit further - the "Oh so colourful" tubes have started to fray and look messy already on all of the flags that make it up simply because they were not hot cut.

I have been promised a replacement from the Chinese company that sent me one and it broke in transit - needless to say I am still waiting and can only offer the advise that you avoid ladies called Snow that want to be your friend and do long time business with you!

The Skydog Flame Sled - I said I would report on it's lifting power - I did a video of it lifting our six inflatable dogs, Skippy, Spot and Henry (one of each size) in about a 12mph wind and promptly deleted the clips before I had saved them. I would say it's an OK lifter to take with you if you are pushed for weight and space although no-where near as powerful as the Peter Lynn SS nor quite as good as the HQ 3 metre sled (the colourful one).

### Ace Kites

In issue number 101 I did a piece on the ten Ace kites that I had inherited from Bill Baulch. We flew them at Portsmouth that year but these days the type of audiences we get at the events we fly at would not have the same appreciation as festival goers.

I dug out some video clips we did that summer (just before the age of steady cam) cobbled them together into one and faked it up a bit to look really old - except that you do get a glimpse of modern cars in the background. We had decided that the kites deserved to be flown again in public and that we would give them on permanent loan to Lex and Irma from Flying Fish because of Lex's interest in old kites and both still have the youthful energy to get them all out and fly them - the most difficult part is getting them in to the air - once there moving there fine - Oh, and then you have to land them, not easy to do gently either.

No pressure of course Guys but maybe Portsmouth if not Brighton this year?

### That's it!

That's all for now - let us know if you are in Southern Spain the first three weeks in September and maybe we could meet up for a fly - we already have some people booked up for coaching lessons on dual line - bear in mind that it might cost you a couple of beers and a pizza!

Allan and Marilyn Pothecary  
[www.closeencounterskites.co.uk](http://www.closeencounterskites.co.uk)

## A Very Rude Awakening! Bedford 2015—Hugh Blowers

Apart from our constituency and council elections on 7<sup>th</sup> May, the only other result that we looked for was the mayoral contest in Bedford. The retiring Mayor, Dave Hodgson, told us last year that the kite festival was in the budget for 2015, but after that would be down to whoever was elected. Happily it was Dave again, with a comfortable majority. His philosophy, which is shared by Sarah-Jayne Holland, the portfolio holder for leisure and culture, is that there should be a whole range of events in Bedford, free to the public. In the grand scheme of things, the kite festival is not hugely expensive and is exceedingly popular with the public, with enormous crowds enjoying the sunshine both days. Yes, that's right, enjoying the sunshine. Hardly a cloud all weekend and not a drop of rain. Just goes to show that moving from the traditional Bank Holiday date has advantages. Whilst Russell Park is far from ideal as a kite-flying site, the location close to the town and on the Embankment allows multiple events to share facilities and costs. This year the riverbank was packed with racing boats as the rowing regatta ran through the day into early evening. How do we know it ran to this time, well, after exile to a trading estate and Travelodge last year, we were back in the comfort of the Park Hotel and its superb location beside the river.

Once again, Malcolm and Jeanette Goodman had scoured their address book to bring together a veritable who's who of international kite flyers, many Bedford old hands, and a selection of first timers. Amongst the newcomers were John and Karen Burkhardt with a selection of his stunning and iconic images. Malcolm had also persuaded Steve Brockett and Trudy to make the journey on the proviso that the Beccles Bunch could lend him some kites? It was a delight for many to see Karin

Gurezka after all she has been through in the last few years along with partner Fritz Kiewit. A lovely surprise for most of the British was to see Lesley Baggeley, who had come down with Peter and Sarah Bindon. Needless to say, the Friday evening passed painlessly for many as we slowly assembled in the bar. There were some interesting tales of traffic, especially the 43-mile jam heading towards Cardiff, but eventually everyone had arrived and there was ample time to renew acquaintances.

The overnight forecast left us in no doubt that it was going to be somewhat windy on Saturday, and so it proved. The absence of rain meant that everyone was keen to get things into the air, requiring a deal of persuasion to get us to the flyers meeting. Following a short briefing it was back onto the field, but not for the traditional altitude sprint. One suspects that it would have to have been about 10 seconds duration only. Any longer would have had kites torn out of hands anywhere above the trees? Flying is never easy on this site, and it was certainly difficult for anyone trying to put up an inflatable. A pilot way up was the only way to go, but this needed a degree of bravery and continuous work as Jan found throughout the day. The inevitable tangle led to his flowform drifting away, never to be seen again, except it was, as some kind member of the public brought it back from a very long way away. Steve Brockett had a baptism of fire flying Eyecon with its immense rope tail. A bridle that got hooked up had it diving down behind the stalls, just missing the trees. It was not to be his last trip outside the arena, a peril of flying high.

At regular intervals throughout the day, the centre part of the arena was cleared to allow Fusion to fly a series of Rev routines. Again, flying low down was never going to be easy, so the applause from fellow flyers was more than justified at the conclusion of each routine. There was an interesting discussion over the relative merits and appeal of choreographed routines as opposed to the more static 'called' style favoured by some teams. It is my 'old fashioned' view that the music should be part of the routine and provide the cues for what is going on. Even a manoeuvre like the 'ball' is so much more spectacular if coinciding with the appropriate musical element. The music can also dictate changes in pace and speed of flying, not so easy with a 'pick up' team. Vince, the two Petes and Chris also provide the manpower for a demonstration of Mr Cao's modern version of the Vietnamese leaf kite. We saw these first at Bedford last year where Steve Hoath explored the possibilities of these as a four-line kite. Mr Cao then made several that were flown at Dieppe by the combined Fusion/Dec team. It has to be said, they proved a bit trickier in the wind conditions, but such is their confidence with these kites, that Fusion engaged in the first ever, modern version of the Vietnamese kite game in





## A Very Rude Awakening! Bedford 2015—Hugh Blowers

Britain. Mr Cao had constructed two electronic sensors on poles that reacted to the lines coming too near them. These were a substitute for the more traditional razor blades apparently! The aim of the game is to lower the lines between the sensors and then fly the kite out without setting off the alarm (or having your line cut in the real version). Anyone setting off the alarm is eliminated and then the poles are brought closer together for the next round. Eventually it was Pete Nelson and Vince Wilson left to fight it out. A problem with depth perception had the final re-run on the order of the judges, TC and Lynn, but the result was the same, with a win for Pete. A great bit of fun and something to direct the attention of the ever-growing crowd to.



As popular as ever was the dropping of assorted animalia by Jerry and Carolyn Swift. There were not too many teachers present who were upset by 'Michael Gove' plummeting to the ground with a parachute malfunction. It was not then to universal acclaim that Carolyn 'resuscitated' him. Around the field there was a good selection of new, and new to Bedford kites. Ludovico Bertozzi has produced a series of small but delightfully painted faces using a vivid palette of colours, which do work well. Steve Brockett had a couple of new pieces, but not in the style that we remember from days gone by. These were quite stark black and white images, one the figure of a naked lady with a 'nest head' and the other a male portrait with a bird sitting on one shoulder. Showing that his work is as popular as ever, one of these did not make the return trip to Wales.

We have seen many photos in books and magazines of John Burkhardt's kites, and I remarked how vivid his Hawaiian Sunset was that Fred from NEKF has, and the first kite that John put together was the full sized version of that very image. Ludovico, ably assisted by Jane Edwards, is a prolific builder, producing new kites all the time. He is ex-

perimenting with original artwork, which I commend him for, yet the bulk of his designs, uses existing images from paintings, mainly modern and abstract. A staple of any gathering of kite makers, designer and artists used to by what were termed the 'boast books'. These have now given way to the smart phone, much easier to carry and to take photos, but much less enjoyable to trawl through, as few will give free access to their phones as compared to the books, and you never quite know what other images might be lurking in the memory banks, as one acquaintance of ours found to his terrible cost.



There is no question that Bedford provides the best hospitality of any festival in this country for its invited flyers and what Andy, Bjorn and Sammi are responsible for is always excellent, but this cannot be said for the commercial on-site catering. How do we do it so badly in this country? It does not seem beyond the bounds of possibility to produce a bread roll or bap that is actually made of bread and then fill it with something that has some connection with what it purports to be. If the quality of what was on offer was dire, the price was something else. £5.00 on the nose for a lacklustre burger, bacon or filled roll. 50p extra for a slice of processed cheese though. Even worse was the £2.00 for a standard can of Coke, Fanta etc. The fact that the queues were minimal, despite the huge crowds, might indicate that others shared the same view?

There is never a programme as such at the festival, more a series of loose ideas to feature certain styles



## A Very Rude Awakening! Bedford 2015—Hugh Blowers

of kites or makers during the day, choreographed by field director TC when he wasn't flying. Art kites were to feature heavily with Jeanette, Ludovico and Jane, Baz, John Burkhardt, George and Jackie P, Hugh and Lynn with a raft of differing shapes, sizes, designs and images. Karin and Fritz have a series of what are often called 'migraine kites'. These are black and white appliqué patterns that can affect some people's sight quiet dramatically, Oddly, it is the combination of blue and orange that does the same to me. Inevitably, with Steve Brockett at his first British festival for many years there were several examples of his work in the sky. Some of them, it has to be said, fell victim to the wind and broken spars were the order of the day, which left two kites back in their bags for the rest of the weekend.

As closing time loomed, there were several reminders of how strong the sun had been with exposed flesh getting pinker by the minute. The tubes of Aloe Vera were in demand as we headed back to the Park in the evening sun. The mayoral reception was to be in the Harpur Suite, a very grand civic building within walking distance. Almost like being back at school as a long crocodile of kite flyers and guests crossed the main road and wended their way into the town square. After a hard day's flying, sitting down with linen tablecloths, wine in glasses and hot food is always desirable. I have to side with Jeremy Clarkson here as I have a pathological hatred of the 'cold collation' as an evening meal as well. The Mayor and Portfolio holder were both greeted with enthusiastic rounds of applause, and even more so when they confirmed that the festival is safe for the foreseeable future. Following the strawberries and cream and the odd bottle of wine, we all trooped back to the Park to continue the evening in most convivial company.

Whilst the tranquillity of the Ouse in the early morning sun is to be appreciated, there were not many of us that had that thought uppermost in our minds after the 'rude awakening' referred to in the heading. It was just on 6 o'clock in the morning when we were awoken to the shattering and shrill shriek of the fire alarms in each room. Working on the basis that we could not smell smoke we took the opportunity to dress and answer the call of nature before descending the six floors worth of emergency stairs. People in various states of dress and confusion poured out of the various exits and eventually assembled in the car park. Fire engines, turntable ladders, rescue vehicles, hoses being run into the building, and then, nothing. It transpired that one of the residents had decided to have a quick toke in his room and set off the alarm. At this news, they were few who did not subscribe to the thought of public humiliation and flogging for him. Back up the six flights of stairs, too late to go back to bed, now being wide-awake, and too early for



breakfast. The activity of the inconsiderate pothead did mean that there were kites in the air by 9 O'clock, with us enjoying some of the best flying of the day in the morning sun. The forecast was for much lighter winds, roughly from the north, which resulted in something of a traditional Bedford day.

Long launches and a bit of luck getting into the wind could lead to flights of nearly ten minutes before a large hole, shift or lack of breeze had everything coming down. Steve B's Blackbirds and Dragons proved exciting as they don't like thermals or wind shifts and there is a vain hope that they can be brought down to earth without landing on a wingtip and another visit to Tony and Marie at GoKites. Wonderful to see Marie so fit and well after her terrible experience last November. The train Iqbal was flying amply demonstrated the variable wind conditions. In turn it was reaching for the sky, dropping into the trees, floating out over the river or straight down the arena, and every position in between.

Inflatables were definitely in the minority this year, although Doug and Linda Richardson did appear on Sunday, but with new hips and knees respectively, flying was not on the agenda. Jan had his new Soldier flying for much of the time, which was much more animated than it is in a more stable wind. Pilot troubles meant that it had to be rescued on numerous occasions, which kept us busy for a while. Most of the other larger kites were 'old favourites' with some of them definitely past their first flush of youth. Certainly makes the case for ringing the changes of what is put in the bags each year. Ivo and Jazzy are well known to festivalgoers, with Ivo specialising in multiples of smaller inflatables. As an aside, a couple of Boomers were tried as pilots, but they definitely did not handle the conditions well. It has to be said, that the commercial parasleds, seemed to deal with it best of all, although a new standard pilot from Karen Gamble was OK whilst there was sufficient wind.



## A Very Rude Awakening! Bedford 2015—Hugh Blowers

There is always that moment when Malcolm sidles up and says 'we are going to fly some dragons'. Given that most Chinese dragons exceed the width of the arena considerably, especially the two dragons chasing the pearl that Jerry and Carolyn were intending to put up, and that the wind was at 90 degrees to how they could be laid out, one does have to admire the spirit of optimism. Anyway, with numerous holders and launchers, Jerry heaved up his train with the last quarter of the cells pulling the rest of it neatly into the wind. Unfortunately, this left most of it becalmed so the flight was short and with a bit of superb pilotage and the enthusiastic helpers, it was brought down in line and inside the arena.

Then it was the famous 'dragon walk' as it was all taken back for another launch. A perfect example of co-operation between flyers and helpers with nothing more than hand signals, and a reasonable knowledge of how to handle these things. Inspired by this, Iqbal got out William Tell and the same performance gone through. However, being a shorter train, he was able to get some line out and most of it above the trees, until discretion kicked in and that was put away.



After another less than enjoyable foray into 'mass commercial catering' it was a case of put up whatever might fly, or a long walk down the arena with a kite being 'kited' behind. At one stage we did manage to get all the surviving Brocketts into the air at the same time, if only for a few minutes. Everyone was working hard to put on a display, but the heat and early start seem to sap the stamina somewhat. The crowds were quite incredible though. The White Horse Kiteflyers ran out of workshop kites for the kids to build, the bar ran out of Pimms, something of a disaster for Lesley and Sarah, whilst the bar staff were struggling to deal with the queues. One suspects that the only things left on site were the 'wonderful' catering rolls that would live to fight

another day, and another, until even the hoards of geese and swans would refuse them?

As often happens on days like these, the festival sort of fades away as less and less will fly and thoughts of journeys home, ferries and flights intrude. George brought it all to a close, with just the presentation of the McGrath cup outstanding. This used to be awarded for kite innovation, but has latterly been given to people who have made a significant contribution to the Bedford festival. With two sessions of bear bunging and the flights of the dragons, there was no doubt that Jerry and Carolyn were deserved winners. Sorry Jerry for the misunderstanding over the beard and waxed moustache. I somehow thought of Colonel Sanders, not Cody, more obvious in the kite context really.

So that was Bedford over for another year, a few burnt fingers on Saturday, the rude awakening on Sunday, and to cap it all, our route home closed completely because of a very bad accident. Thanks to all the organisers and flyers and to George for trying to commentate on what was, and often not happening.

Odd that a festival that involves such hard work and is so frustrating at times can be so enjoyable, but it is, and we do get looked after well, makes a world of difference. Other councils please note. There is a technological postscript though. The Park Hotel offers free WiFi, which many of us took advantage of, but ever since, adverts for the Park by Radisson keep appearing on computer screens, not as pop-ups or direct emails, but in the middle of other web pages. Now, how do they do that, and isn't it annoying?

*All Photos—Lynn Blowers*





## Reflections on what might have been—Hugh Blowers

Gill and Jon have intimated that they are a bit short of material at present, so who am I to refuse such blandishments? The only problem is that not attending exotic festivals in far-flung places, I am going to have to take a slightly different tack that brings me back to one of the many kite avenues I have ventured down along the way but have since reversed out of. This was all brought home to me quite vividly at the Portsmouth Festival last season with Paul Chapman's wonderful display of historic kites and the arena slots for the same.

Very early on in our kite flying Lynn discovered her preference for art kites, whilst I became ever more interested in the historic aspect of it all. Not so much the very early, which had a very well established following, but the more recent, 1930s or so and onward. Through good fortune, quite a bit of luck and judicious purchasing I had the beginnings of a collection of old and original kites. I also started building replicas where there was little likelihood of ever finding an original. I was also lucky enough to meet a number of Dutch, German, Belgium and our homegrown replica builders and marvel at the almost obsessive levels of originality displayed in what they had built. What started the doubts in my mind was when a collector gave me his chequebook and said to write in any amount I liked in exchange for one of my kites. I wasn't in it for the money, but the kite was going to stay wrapped up in its case probably for ever and would never be flown again, so here was the dilemma, was I a collector of old kites or a flyer?

It took me some while to resolve this, and no, I did not write the cheque and someone else now has the kite at a sensible price, but why? Well, in a way it was illustrated by what to me was the most fascinating exhibit in Paul's display, and that was the cased set of three hawks, rigged to fly right, left and centre. Now this must be, and I hate to use the word, an almost unique survivor and would have been fantastic to see the set assembled and flown, but that of course would be courting disaster, and therein lay my problem with vintage kites and my own collection. Firstly there is the question of nomenclature. We often use the word 'historic' when possibly we mean just old. Not all old kites are historic unless they are of some importance through who made them, what they were used for or the design. Of course they may be historic without being particularly old and there is always the thorny subject of value which will be related to the above factors, so were do we go from here.

For me it keeps coming back to Paul's hawks. They are very old, extremely interesting and no doubt it is possible to attach a great deal of history to them, 'historic' possibly not, but probably quite valuable. Now I did have one of the single Sportsman's Hawks complete with its wooden case and in pretty good condition considering its age. Unfortunately very few materials can deal with being folded for long periods as a Garber Target kite I obtained proved to my cost. Having been folded since 1944 every crease became a split, and I ended up with 16 small pieces of Rayon, yes still Garber and a collectors piece, but useless as a kite. The Hawk I wanted to fly, but the creases and way the cotton was nailed onto the spars put me off so what was I to do, fly it and risk compromising its integrity (and value) or leave it in the box on the shelf where it was just a quite crude wooden box? You can perhaps see the theme being developed, fly it like Steve Hoath did with George Webster's 100+ year old kite at Portsmouth with all the risks that entails or does it become a museum piece, except that it will never be seen, like the ones in the Science Museum at Wroughton?

The alternative to this brings me neatly on to the question of replicas, and these can vary between the incredibly exact copies we see that would be difficult to distinguish from the original through to the vaguely 'looks like' type. Karl Longbottom was commissioned to make a copy of the Sportsman's Hawk, not by me I might add, and he trod the middle path with a very nice replica, rather than a copy, including the three lovely little conical drogues. In terms of showing the public what the original looked like when flying it was fine, yet somehow for me it did not seem quite right, but then every Cody we see flying is a modern version with a greater or lesser degree of adherence to the original designs, so what is the difference? I suppose the problem is a personal one in that I am not happy with copies, replicas, prints, or reproductions of anything really, especially if they are very poor examples such as many of the 'Cody's' we see. I do like originality and the link the item has with the past and the history that goes with it, and it is not about value either, although that does preclude having originals of some things that I would rather care for.

Amongst my small collection were three 2<sup>nd</sup> World War aerial kites of differing makes. None of these were in anyway novel in terms of their designs, and certainly not rare, as they must

## Reflections on what might have been—Hugh Blowers

have been produced in the tens of thousands. Indeed, a recent trawl through some old magazines showed Gibson Girls being reduced in price from 22/6, (£1.12) to half a Guinea, a mere 55-1/2p. This was my very first kite, and apart from the method of assembly was pretty basic. The interest comes from all the paraphernalia that goes with it. Having seen a few complete sets including the balloons, gas generators transmitter and the rest of it, is absolutely fascinating, but why is it that I would love to see the whole thing in operation with an operator sat in a dinghy on the field cranking the handle for dear life. Would be difficult enough on Southsea Common without the additional aggravation of having parachuted into the water from a plane shot down around you.

The other two were pretty basic Conynes, but again it was the cunning way that the design had them telescoped into their containers so that they would slide open and be locked into position like an umbrella. The AVRO version had the added attraction of being rubber tensioned inside a sheath that opened after the whole thing had been fired skywards by a rocket. I always have at the back of my mind the question as to whether it would have worked? In all cases it is the operation that is more fascinating than the kite itself, but both of these are very sought after now and commensurately valuable, although without a knowledgeable commentary or description they are but simple kites.

Of course, there are the items that are truly 'historic' and one such was lurking in a box in Paul's display, an original cell from a Bell tetrahedron. This ranks alongside the Cody relics sold a while ago and which recently appeared on the market again, and the kites at Wroughton. They cannot be flown, probably impossible to display, as they will deteriorate just as much as rolled up in a box, and only serve as a research tool, if they can be accessed. Like most collectors items, they become valuable when it is a case of I have it, you don't, and in the case of bits of spar and fabric they have absolutely no intrinsic value, it is purely the association that is being paid for.

At the other end of the scale, I do find the term 'classic' disconcerting when applied to designs and items that were anything but. Not particularly old, no great historical significance and usually no great value, but classic only in that they were part of the everyday life for one generation or another. Often of course they weren't even very good either and can only be enjoyed with a

pair of very rose tinted spectacles. The interest for me is the rare, the unusual and items that exhibit elements of style and design, even if they are not old, and so it is with kites. The Eclipse found in a charity shop some years ago is the only example of this old design known to exist, apart from the replica I built, so it is rare. It has no historical importance or connection with anyone famous, so is relatively worthless yet quite flyable.

Therein lies the crux of the matter for me. Kites by definition are objects intended to fly. Having one rolled up that cannot be flown, just for the satisfaction of having it did not appeal to me in the end. It compares with some of the extremely rare bottles of wine that are being sold at humungous prices. They are undrinkable, would be worthless if they were drunk, and not even works of art that can be looked at and enjoyed, so why spend a small (or large in some cases) fortune on owning some? Having come to this realisation, the entire collection that had amounted to 30 or so individual kites was dispersed, yet to this day, I have never seen or heard of any of them. Are they still rolled up on shelves?

One final thought, was anyone else as concerned as I was that the Drachen foundation firstly tried to sell the Cody archive material and has now apparently sold on the entire collection. (See last Kiteflier.) Second time I have heard of this happening in the US where foundations have passed on material to third parties. Hardly ethical, but apparently legal, as the family that donated the land for our local hospital found to their cost. How galling to find that something you have donated with the best of intentions is then sold and you have no rights.

So, vintage, historic, old kites, call them what you will turned out not to be for me, much as team flying proved not to be my bag, but that does not mean that I cannot appreciate the material and kites that people have collected, along with the research that goes with them. Nice to see them flying though?

*Editors Note: With reference to the Cody Archive material from the Drachen Foundation. To our knowledge the majority (if not all) of this collection was purchased at auction some years ago (Sotheby's 24th January 1996).*

## Saving the Coral Reefs—Macy Anonuevo

Kites have been used for hundreds of years to observe the skies, but now Filipino scientists and engineers are using them to observe our oceans. The brainchild of scientists and engineers from University of the Philippines, De La Salle University, and the Mapua Institute of Technology, the Automated Rapid Reef Assessment System (ARRAS) is designed to survey large reef areas in a short amount of time, low-cost, and to be easy to dismantle and transport.

This aerial photography system consists of a small digital camera and GPS unit attached to a stabilizer, which is then attached to a kite. The kite deployment team flies the kite from the survey boat and controls its movement. The camera is programmed to take photos once every second to coincide with the GPS readings recorded

### What do marine scientists need aerial photos for?

The aerial photos, combined with dive surveys, allow scientists to view an area at different scales, giving them a better understanding of the area. The aerial photos also serve as permanent visual records.

"Since [ARRAS] is a repeatable process, one can use these images to see the changes occurring in the coral coverage area through time, such as if the area is expanding through rehabilitation or decreasing through natural or man-made events," says Darryl Kim Natividad, a research assistant attached to the project.

With ground control points and accurate GPS readings, scientists deployed ARRAS in Tubataha Reef to measure the reef scars caused by the grounding of the USS Guardian and the F/V Min Long Yu earlier in the year.

### But why a kite?

There are three ways to get a camera in the air: a balloon, an Unmanned Aerial Vehicle (UAV), and a kite. The ARRAS team tested the balloon and the kite, with the kite winning because of the low cost, ease of transport, and fast deployment.

"The balloon is good for no-wind conditions. But when the wind is moderate to strong, the balloon tends to sway. Balloons also need heli-

um, which isn't cheap and readily available. On the other hand, kites are good for moderate to strong winds. It can also still be used in no-wind conditions as long as your vessel is moving to keep the kite in the air. It's also easy to deploy and fold for storage," says Natividad.

Though the project is simple in theory, it becomes complicated during the field work. Kite aerial photos must be perpendicular to the camera and completely clear for ease of georeferencing.

The best time to take photos are early in the morning (8-9am) or late afternoon (4-5pm) to minimize glint and at low tide in order to see the bottom more clearly. However, these conditions seldom occur together in the field.

"We may be in an area at the right time but there's no wind. Or there is wind but our timing is off. We need to scout an area during our initial visit so this causes us to miss the no-glint period. We also can't go back to the same area as we have other locations to visit. This is one of the reasons why it would be better for the locals to do this. They know the area and can stay longer", says Natividad.

Since the start of the program, the ARRAS kite team has visited several locations in Philippines, including Iloilo, Cebu, Zambales, Sorsogon, Cagayan, Mati, Tawi-Tawi, Palawan.

From GMAnetwork.com





## Bits & Pieces

### From the International Herald Tribune— News Retrospective

1940: Britain Puts Ban on Kite Flying as Safety Move [New York Herald Tribune, July 6, 1940]

LONDON — In a series of new orders designed to brace the home front against invasion of “fifth columnists” the British government banned today [July 5] kite or balloon flying by the public, decreed that British subjects or aliens must not possess large-scale maps of these islands and gave regional commissioners power to clear roads of non-essential vehicular traffic.

Explaining the ban on kite and balloon flying, the Air Ministry pointed out that during the Nazi invasion of Holland, it was believed, kites and balloons were flown by German agents to signal to the invaders and to indicate targets, strategic points or landing places for airplanes and parachutes.

### Miniature Dragonfly Kite



Whilst these have been around for a while they have only recently come to our notice. They are described as:

The original prototype of this kite had bamboo spars and a blue body. It earned a respectable second place against the big stuff, at the 1999 Washington State International Kite Festival, Figure and Novelty category, Masters division. I make these kites using metallic mylar and iridescent/clear cellophane materials. The spars

are mono-filament that have been given two different angles of bend, using heat. The wings closest to the head are overlapped by the leading edge of the second pair of wings, but not glued together, giving the effect of the kite having four separate wings. The tail is made of tissue, making it the least durable part of the kite. The tail is also the only giveaway that this is a kite, while it's flying. They fly very much like a dragonfly does, dipping and hovering, depending on wind conditions. This kite flies well, indoors and out.

Each kite is packaged in a reusable and recyclable clear plastic box with flying instructions on the inside label. They are completely assembled with flying line, winder and tail. Ready to fly! \$12.00 each.

### The RAS Heritage Collection.

The Royal Aeronautical Society Heritage Collection is available on line—or some of it at least. They currently have 14 collections but the two of main interest would be Cayley (5 collections) and Hargrave (2 collections).

The Hargrave ones are mainly around the Evolution of the Flying Machine and are a series of photographs taken at the time. “As part of his research Hargrave kept a detailed photographic record of his experiments, the originals of many of his key photographs (74 in number) being included in two oversize photograph albums which he titled 'Evolution of the Flying Machine'.”

### Researchers get NASA grant for kite-surfing idea in space

DAYTONA BEACH, Fla. (AP) -- NASA is giving \$100,000 to aerospace engineering researchers in Daytona Beach to apply concepts from kite-surfing to a solar-powered project in space.

A team of professors at Embry-Riddle Aeronautical University got the grant to develop a communications platform that could stay stationary up to 60,000 feet above the Earth while running off power from the sun and the wind. The platform would consist of two gliders connected by a cable and resemble equipment used by kite surfers.

Embry-Riddle professor William Engblom says platforms like this could expand observational capabilities for NASA's earth science missions and increase communications bandwidth and

availability in remote parts of the country. They also cost less than other satellite networks.

### Can these giant, high-altitude kites

Powering the world?

KiteGen is an energy technology company based in Italy that aims to produce electricity by harnessing high altitude winds using giant kites.

According to the research team behind the company, jet stream winds that blow at high altitudes are still unexplored as wind energy sources, and they could help solve the difficult challenge of bringing electricity to the many parts of the world that do not have nearly enough of it, including Africa and parts of Asia. If properly harnessed, these winds could also help displace dirty fossil fuel energy sources, such as coal and natural gas, thereby lowering emissions of global warming pollutants such as carbon dioxide.

High altitude winds represent a powerful and endless energy source as they are much faster and persistent than the winds available to conventional wind turbines mounted closer to the ground, the company says.

KiteGen technology transforms the kinetic energy of the tropospheric winds into electricity by using kites and energy conversion devices the company calls "dynamos." The kites are not an ordinary kite that you'd take to the beach, either. The kite structures are composed of large wings tethered by strong polymeric stripes that are up to 3,300 feet long. The kites are driven by a high tech control system that receives information from avionic sensors installed on the kite, and uses this information to determine what angle the wing has to be at in order to exploit the maximum amount of wind.

According to KiteGen, the energy produced is renewable, clean, cheaper than fossil fuels and doesn't require big heavy machines like conventional wind turbines. already in use—the weight of a KiteGen machine is around 20 tons compared to the turbines weighting around 2,000 tons. More importantly, KiteGen says it can produce three times the amount of energy from one kite-powered unit than from a conventional wind turbine, which typically are located between 150 to 200 feet high.

Created in 2003 by engineer Massimo Ippolito, the technology company has been in existence for a decade. The company says its products are now ready to be produced at an industrial scale, although kite-generated power is still largely treated as a far-off idea within the renewable energy community, in part because it could require new and expensive licensing to ensure the kites do not interfere with aviation.

KiteGen says its systems have already been bought by the Saudi Royal Family and an undisclosed Chinese company.

See [www.kitegen.com](http://www.kitegen.com)



### Another Kite Crash

From The Guardian

A giant kite weighing three-quarters of a tonne crashed into a crowd of spectators in Japan at the weekend, an official said on Monday, hurting four people, including an elderly man.

The bamboo-framed kite measuring 13 metres (43 feet) by 12m and weighing 700kg (1,540 pounds) was being flown by a group of people at a park in Higashiomi, central Japan, for the annual Big Kite festival on Sunday.

It was at a height of about 200m when it suddenly plunged from the sky into the crowd, the official from Higashiomi city official said.

The kite hit and seriously injured a 73-year-old man, who remained unconscious in hospital on Monday, the official said. Three other people, including a seven-year-old boy, suffered injuries.

## Bits & Pieces



Police have launched an investigation into the case on suspicion of professional negligence, local media reported.

Giant kite festivals are not uncommon in Japan, and there have been previous

cases of spectators being injured. In 2004, eight people were hurt when a one-tonne kite smashed into a crowd in Kanagawa, near Tokyo.

### The Pope and Kites

Pope Francis wants to treat the children of Italian prisoners to a train ride within the Vatican walls, a gesture intended to draw Catholics' attention to Jesus' command to minister to prisoners and the poor.

Vatican guards will open a great iron gate to the "Children's Train," which will travel along the city-state's only branch line for an appointment with the pope. The chosen passengers are the prisoners' children from Rome, Latina, Bari and Trani.

They will have a midday meeting with Francis and will be given colored kites. Cardinal Gianfranco Ravasi, president of the Pontifical Council for Culture, said the choice of kites was significant.

"This is the symbol of possible passage from inside the prisons where the mothers live to the outside, the land of families," he said.

### Kite Zhang's Kites - a documentary of Mechanical Kites


A recent Kickstarter campaign failed to reach its target to create a documentary about these kites. The project is going ahead but on a much slower timeline.

What is it?

Kite Zhang's Kites is a feature documentary about a unique Chinese art form, Mechanical Kites, created by kite maker Zhang Tianwei.

After two months of filming and a long period of editing, I'm close to a completion of this journey endeavors to save this art form from the edge of extinction.

Zhang has invented Mechanical Kites by combining his expertise knowledge in Chinese traditional kite making and modern mechanical knowledge. Zhang's Mechanical Kites have been certified as a national intangible heritage and Zhang has been known as a national treasure artist. However, this national treasure of China is on the edge of extinction. Zhang is 77 years old today, but no one is willing to spend some effort and carry on this art form with him. The last wish of this old man is to find someone who can inherit this unique art form.




Zhang is a very wise and interesting character. With his landlord family background, he has lived through a very complicated time in China. In the 1960s kites and kite-flying were banned in China, but Zhang remained very passionate about his kites. After retiring from his mechanical engineering job in the 90s, he stayed at home and devoted the rest of his life to the creation of kinetic kites. Zhang has been making Mechanical Kites for almost thirty years and all of these kites work on wind power, which Zhang insists should be the only power for kites, because the Chinese word for 'kite' includes the character for 'wind'. Some of these Mechanical Kites have been purchased by foreign collectors, most of them are kept in the local Intangible Heritage Museum.

Zhang's most famous kite work "Bronze Chariot and Horse" has been known as the most complicated kite in China. The piece has over 2000 joints and used 920 bamboo sticks in total.



Bits & Pieces

Most of the materials he uses are recycled, including plastics, paper, aluminum cans and re-used wood from pencils. The tail part of this kite is 48 meters long, and consists of 192 terracotta warriors



In this documentary, I interviewed Zhang, his friends, his family and some young Chinese college students. I asked their opinions about Zhang's Mechanical Kites and it was fascinating to find out that people from different age groups and different social backgrounds have such different ideas about intangible heritage. Through this documentary, I wish to raise attention to the value and importance of protecting intangible heritage and traditional culture.

If you want to see some rough cuts of the video go to the Kickstarter page at <https://www.kickstarter.com/projects/1747407323/kite-zhangs-kites-a-documentary-of-kinetic-kites/description>

You can also link to the creator via [foolishdx@gmail.com](mailto:foolishdx@gmail.com)



**Auction Items**

The occasional item pops up which we would love to acquire—if only most of them were not too expensive :-)

Le Gracieux. Contemp. handcoloured. woodengraving. for a kite. ±1840-1850, 34 x 26,5 cm. (image). - Some

slight foxing. Very rare. Papertoys p.223. SEE ILLUSTRATION PLATE XXII.

Estimated at €40-60 it sold for €80.

There are some other items coming up soon.

100 Boys and a Dragon Kite. Estimated at \$400—\$800. The dragon appears on the top.



Chinese Famille Rose Vase with painted scenes of children flying kites. \$400-600 estimate.

More at [invaluable.com](http://invaluable.com)

**Bali Kite Flying.**

Too late for the early dates but maybe the ones in August may be good for some people. Also, it is planned to be annual so worth contacting them.

BAK©EX – Bali Kite Culture Experience.

An opportunity to experience the unique Bali Kite Culture.

The purpose of BAK©EX is to provide a service for small groups of foreign kite enthusiasts to experience Bali Kite Championships and other kite competitions in the Bali kite season.

There are many countries in the world that have beautiful and unique traditional kites, but there is no place in the world that has such a strong kite culture as Bali. However, it is not easy for individuals to experience this unique kite culture. Therefore the program/package BAK©EX – Bali Kite Culture Experience has been launched by Bali Kite Association.

Are you interested? Please send an email to [BAKCEX@balikite.org](mailto:BAKCEX@balikite.org) and indicate which of the

## Bits & Pieces

dates A - E (listed below) you are interested in.

Remaining BAK©EX schedule for 2015

- C) Aug 7 – 9 Denpasar Kite Competition
- D) Aug 14 - 16 Biaung Kite Competition
- E) Aug 21 - 23 Tanjung Kite Competition



### Outline of BAK©EX

- Maximum 10 persons (for transport reasons) at each event.
- Meals and local transports to kite competition will be provided by BAK©EX.
- Accommodation and international return fare will be borne by participants.
- Accommodation will be at selected hotel/guest house/home stay where good discount can be obtained.
- A T-shirt, a Field Pass and a hard hat will be provided to participants after field security briefing.

Activities Before Kite Competition. Seminar on the traditional Balinese kites and kite culture and Kite field security briefing.

At the Kite Competition the participants will only be spectators; they will not be flying any of their own kites. This is the same as the other two grand kite events in the world: Hamamatsu in Japan and Sumpango in Guatemala.

An option to join a banjar for one day will be available. This should be requested at registration time.

After the Kite Competition. One day of kite flying on Merta Sari beach, Sanur (not as an organized kite festival, just as a fly-together with Balinese kite fliers.) One day of kite fishing. One day of sightseeing in Bali.

Are you interested? Please send an email to [BAK©EX@balikite.org](mailto:BAK©EX@balikite.org) and indicate which of the dates you are interested in.

### Art Print.

Seen on [society6.com](http://society6.com) this nice design titled "Let's do some freestyle!". Available as an art print it can also be obtained as a T-Shirt, phone covers, skins and hoodies. The art print costs \$17.00.



### Stories in the Sky

Using kites to promote children's reading.

How do you motivate children to read books when they lack the motivation and most importantly, the resources? Instituto Pró-Livro in Brazil came up with a creative idea in order to approach children and stimulate them to read

Inspired by the International Book Day on April 23, Pro-Book Institute, in partnership with Salles Chemistri, collaborated with well-known Brazilian authors, such as Ana Maria Machado, Benedito Ruy Barbosa, Pedro Bandeira and Ziraldo, in order to turn their stories into kites for the "Stories in the Sky" project.

Children from impoverished communities are not used to reading books, since most of them don't have access to them at home. However, they all love flying kites, which inspired the Pro-Book Institute (IPL) to decorate 500 kites with popular stories.



Bits & Pieces

Famous Brazilian writers, cartoonists, painters were more than happy to donate their works for this inspiring campaign that aimed to promote literature and expand the imagination of the younger generation. After all, reading allows imagination to fly and in this case, flying was also literal!

According to their idea, children will read the stories on the kites and then, they will take them to the sky, until the cord gets cut. When it cuts, the story reaches other children that are also introduced to the wonderful world of storytelling. Suddenly the skies of Morro Santa Marta in Rio De Janeiro were filled with 500 kites and children all over the area couldn't stop smiling.

Alisson Patrick Cardoso Dias is a 12-year-old boy found the 'Stories in the Sky' project "very cool", adding that: "I usually go to the library to look at books. If I think it looks good, I take it to read." He was particularly interested in the kite with excerpts from The Nutty Boy. "I think this book might be cool, maybe I'll read it."



**From The Telegraph**

Goats take a flight on an enormous kite in China.

The people of Hunan province had their own very special way of marking the Year of the Goat - by launching them into the air on an enormous kite.


In the footage, filmed in a park, the huge red kite is strung from a digger and flown high into the air – carrying baskets containing three small black goats.

According to news reports, the massive kite is more than 2,600 square metres in size, weighs more than 500kg and is said to be one of the largest kites in the world. Kite flying is a popular past time in China, and often occurs around the Chinese New Year. The kite is a symbolic way to let go of any negative feelings or experiences and flying them around New Year helps mark this moment



**Eames Kite Design**

One of the iconic designs of the 20th century is the Eames chair and Ottoman. What is less known is that these designers also created a kite design.





## Bits & Pieces

Charles Eames also wrote a piece titled "Life in a Chinese Kite" and they had a Chinese Dragon kite hanging in their house.

### From The Times of India

Industrialist turned kite flier organizes summer camp on kite building and flying.

Sandesh Kaddi, industrialist turned international level kite flyer, is going to conduct a camp in 'kite building and kite flying' in this summer. It's a first time such activity will be taking place in Belagavi city.

Sandesh is a habitual kite flyer since his childhood and taken this hobby seriously since past 5-6 years. He is a regular participant at the international kite festival held at Gujarat annually while took part in kite flying events at abroad including China and Dubai. According to Sandesh, kite flying is an inherited hobby to him as his father, paediatrician Dr M S Kaddi has great craze of kites.

Since the former MLA Abhay Patil is hosting international kite festival in Belagavi since past four years annually, it has created hundreds of kite enthusiasts in city and providing huge platform to budding talents. "I have conducted several workshops in schools and colleges on kites but it's a first time I am embarking to hold summer camp during vacations", Sandesh Kaddi said to the TOI. Camp will be in two groups- one is for 7-15 age group children and second group will be the age group of 15 onwards.

Prime idea behind holding this camp is bringing out kids from TV and video game culture and encouraging them to exhibit their kite flying art in nature, and get fun along with friends and family. Kite flying is also being considered as a best therapy to release the stress. "I have conducted workshops on kite flying for the kids of orphanage, HIV positives and disable kids organized by Rotary Club and other social organizations", he said.

During the camp, kids will build their own kites and fly them out. They will be given guidance on every stage of kite building and taught the art of kite flying.

### Scientists fly kites on Earth to study Mars

Scientists of the University of Arizona's Lunar and Planetary Laboratory have taken to kites

that they fly above lava flows blanketing the Hawaiian landscape to unravel the past mysteries that shaped Mars. A kite, equipped with off-the-shelf instruments such as a camera, a GPS, and orientation sensors, scans the terrain from high above. The team then employs parallel computing and powerful software algorithms to assemble tens of thousands of images into extremely detailed and accurate 3D digital terrain models.

Stephen Scheidt, a postdoctoral fellow at LPL who studies dune-building processes, designed and built the terrain-mapping kite system that was used for the project in Hawaii. To acquire the images, he launched a robotic camera attached to a delta-wing kite with an 11-foot-wingspan into the wind and steered it by skillfully tugging on its tethering line. This involved spending days crisscrossing jagged lava formations on foot, trying not to be dragged around by the kite, all the while watching carefully to avoid toxic fumes wafting down from the volcanic vent.

"The kite is pretty stable in the air, and depending on the wind swings from side to side only by five to ten degrees or so," Scheidt explained. "That small motion gives us enough parallax, or difference in viewing angle, to allow the software to calculate a three-dimensional terrain model."

"The kite takes an image every two seconds, producing up to tens of thousands of photos of a site," Scheidt said. "The software then removes any distortion, and stitches those images together to create a virtual representation of the terrain that you would never have otherwise."

### Forensic expert uses kites instead of drones

Drones are all the rage. But in the world of forensic evidence gathering, an old-fashioned kite will often suffice. And better yet, kites aren't subject to the same FAA regulations.

"Drones are here to stay, and they are a very valuable tool," said Randy Anglin of Lionstrike Forensics. "But kites and balloons have become a very valuable tool for what we do." They've also become necessary.

Since the FAA placed a ban on all commercial use of drones, Anglin, a retired DPS officer who

now specializes in surveillance security, crime-scene analysis and accident reconstruction, began researching other ways to capture video and images from above. By using kites and balloons, Anglin has found a loophole as big as the Arizona sky.

There are only two regulations on tethered aircraft: They cannot be operated above 500 feet within five miles of an airport, and they can't weigh more than five pounds.

"It's tethered. That's the big difference. And some day they may end up putting some sort of regulation on tethered equipment," Anglin said. Though drones are ideal for steady shots of video in short spurts, Anglin has discovered that kites and balloons have their own advantages. They can stay in the air for days at a time and they are much cheaper.

Anglin's business model makes what's old new again. The idea of using kites and balloons for surveillance became useful during World War I, when French and German forces developed man-carrying kites that allowed soldiers to take photos of enemy territory from hundreds of feet in the air.

**From The Korea Bizwire**

Korean Kite Craftsman Flew 150 Kites on Lunar New Year Day

Kwon Ik-Jae is a craftsman of yeon, a Korean kite, and is a man on mission. Aged 55, he has been flying an immense quantity of kites every Lunar New Year day for the past several years. This year was no exception, as he flew 150 kites on February 19 at Wolmi Park in Incheon. The craftsman has made more than 10,000 kites since 2000, and has received several awards at yeon crafting and flying competitions. Kwon has been also giving lessons and seminars on crafting yeon for children, elders and multicultural families in Incheon.

However, Kwon is not officially registered as a cultural asset by Incheon city, as the city's related authorities have been refusing Kwon since he did not learn his skills from a prestigious craftsman acknowledged by the authorities. Some of his crafting classes were even canceled due to the sudden halt of sponsorship from a private company.

However, Kwon has no intention to stop making


traditional kites. He said that traditions live on by enjoying through learning to be a part of them, not by enjoying through simply viewing them as an outsider.



**Whilst on the subject**

There was a good article about Rhee Ki-tai published online by the Korean Times—it may also have been in print. For those who do not know him, Rhee is a Korean traditional kite master and developed a method of making these traditional kites which allowed more people make and fly them.

You can find the complete article at [http://koreatimes.co.kr/www/news/culture/2015/02/135\\_173004.html](http://koreatimes.co.kr/www/news/culture/2015/02/135_173004.html).



## Portsmouth International Kite Festival 2015

Taking place Saturday 15th and Sunday 16th August at Southsea Common, Portsmouth. This is the 24th Festival.

This year the theme is Myth and Fantasy. We are hoping to go for the record for the most number of Dragon kites to be flown at one time. So look out for the "Blaze of Dragons". So why not bring your own dragon kite along—all types are welcome.

As for last year we have a marquee available to exhibit some of these kites as well as an outdoor area for displaying them.

We are also pleased to have a number of talented kite artists coming to Portsmouth this year with their range of appliqued kites.

We aim to have several displays where you can bring your kite into the arena and join in. See the web site for details.

Even if you do not have a suitable kite for the displays—there are often more kites than people to fly them, so why not come along and help.

We have a wide range of invited kite fliers at Portsmouth this year—some regulars and many fliers appearing for the first time.

New to the festival are: Verner Bache (Germany), Antonio Ferraiuolo (Italy), Rolf Zimmermann (Germany), Laetitia and Christophe Beauducel (France), Roger Tessa-Gambassi (France), Tan Xinbo and Yu Min (China), Nasri and Syareena Ahmad (Malaysia), George Peters and Melanie Walker (USA) and Crazy Kite Team (China).

Other overseas fliers include Bernard Dingwerth (Germany), Jan and Jolanda van Leeuwen, (Holland), Marco Casadio (Italy) and Volker and Christian Hoberg (Germany).

From the UK we have Team Spectrum, Brighton Kite Fliers, Tony Cartwright, The Beccles Bunch, The Flying Squad, The Decorators, Dave Ellison, Michael Lowe, Guy Reynolds, Flying Fish, and Nick James. The timetable will be published on the web site [www.portsmouthkitefestival.org.uk](http://www.portsmouthkitefestival.org.uk) when we create it! Plus of course George Webster on commentary.

There will be a selection of kite traders and ca-

terers on site as well as a selection of non-kite stalls and a craft tent.

**Festival Auction:** There will be a short (hopefully) auction taking place Saturday evening around 8:30pm to raise funds for the festival. This will take place in one of the marquees on site. Items for the auction gratefully received before or on the day. Everyone is welcome to attend the evening events.

**Free parking** is available for KSGB members on request from us IN ADVANCE. No passes will be available at the site. Send SAE or email us with your car registration number. You will be able to unload your vehicle on the site but PLEASE, once unloaded, move your car to the car park. The car park is located on the left as you enter the site from the Queens Hotel end.

**Camping** There are no places left—we can add you to a wait list if requested. If you do not have a camping pass please do not camp!

For details of local accommodation please contact the Portsmouth Tourist Centre on 023 9283 6722, [www.visitportsmouth.co.uk](http://www.visitportsmouth.co.uk). The University Halls of Residence, where the invited kitefliers stay, can be booked online at [www.port.ac.uk/holidays](http://www.port.ac.uk/holidays) or call 023 9284 4884.

Look at [www.portsmouthkitefestival.org.uk](http://www.portsmouthkitefestival.org.uk) for up to date information.

We hope to see as many of you as possible to come and fly your kites. There will be a number of arena spots where anyone can show off their kites.

Finally we would like to thank Portsmouth City Council for their continued support of the event.





## Event News

### North Hants Kiter's Jolly Up 17, 1st & 2nd August

Gate open from 12noon on the Friday...

Come and join us for another Jolly Up, and another FUN Weekend of Kite Flying for Kite Fliers! The site is located in the village of Cliddesden, just south of Basingstoke (not far from J6 of the M3). On site camping is available from *Friday* midday onwards (£8 per tent/camper for Fri and Sat evening). Fish and chips available on the Friday evening (via the zipwire!) from 6am to 9pm.

The Saturday evening BBQ works well, so we will doing the same format. Tickets available on the weekend (£7.00 and please bring your plate and cutlery where possible!!) Please note we do have a limited number !!!!!

We will be doing Jacket Potatoes and fillings at lunchtimes, and Bacon rolls will be available both mornings. The Auction will be held on the Saturday evening, and any donations gratefully received on the Saturday (*before 4pm please* to give us time to set it all up and Hayley to sit down for a bit :-)

We will also run the Competition for Garden Produce, which can cover fruit, veg, plants, anything really. Show us what you've been growing, it may win a prize. Rules are minimal and made up on the day! There is the category for Home Made Hooch again!!

Roy Martin's Sled competition will take place (to contact him directly please). We hope to run the Beer Lift competition, same rules as before.

Roy's Refreshment Tent will be open for Business, normal rules apply..

For further info, please either contact:

Roy on 07778 352825

Colin on 07770 338419

Or e-mail [roy@kitesup.co.uk](mailto:roy@kitesup.co.uk)

For orders: [hayley@kitesup.co.uk](mailto:hayley@kitesup.co.uk)

You can pre-order your tee-shirt / poloshirt, etc. Please email Hayley if interested in doing so.

Please Note: this is NOT a Buggy/Boarding weekend, thank-you.

### Teston Kite Festival, 8th & 9th August

As in previous years this a two day event where kiteflyers meet up socially to fly kites, and interact with the public. Camping will be allowed from the Friday until the following Monday, with a minimum donation of £10 per unit of up to 4 persons. This is carrying on the tradition set for many years by Ron and Pat Dell of Kiteability.

Malcolm Ford

e-mail: - [malcolmf@kentkiteflyers.com](mailto:malcolmf@kentkiteflyers.com)

Mob 07840086770

### Bristol International Festival of Kites & Air Creations, 22 & 23rd August

11am - 5pm, The Downs, Bristol

#### Introduction:

Well with a change of site and date we have been really hard at work on all the planning and Council permissions etc. it has been like starting from scratch! We have also revamped the website and will be updating programme and other event information over the next few weeks ([www.kite-festival.org.uk](http://www.kite-festival.org.uk)) or you can email with any queries on [kites@abc-pr.co.uk](mailto:kites@abc-pr.co.uk) or call 0117 977 2002.

#### Car parking

As you will know to help cover costs, such as our site fee and event licence, we are again asking flyers for a contribution to car parking.

The most important change this year is that the festival site is split into two areas. The public car park is off Stoke Road/Ladies Mile (nearest sat nav BS9 1FG) and will be AA event signed. The main festival site and flying area, arenas, traders and most importantly designated parking for registered flyers is at the Sea Walls end of the Downs overlooking the Avon Gorge. This is accessed by Circular Road at the junction of Ivywell Road/Rockleaze Road.

In order to park here and to get flyers discounted parking (£4 for Saturday and/or Sunday) you need to apply online through our website and then print out/display your tickets on arrival. To book flyers parking it will ask you for a code which is **downs2015**. If you don't pre-book you will have to pay the full rate which is £8 per day.

#### Guests:

## Event News

We would love to see as many UK flyers, clubs and societies this year and there will be scope for people to join in the arena programme such as artistic kites, themed slots such as festival of the sea and of course the usual Rok battles both days, so do bring along your individual/club kites, air creations etc to join in. There will be a flyers briefing on site at 10am each day for those who want to participate.

In terms of invites to overseas guests some of our festival stalwarts have confirmed again including: Marco Casadio, Janneke Groen, Jan van Leeuwen, Heinrich Hohmann and others. We are particularly delighted that George Peters and Melanie Walker will be with us, as it's a while since George was at Bristol and also very happy that AWITA will be making a welcome return.

They will be joined by various invited UK flyers/teams with the Decorators and Team Flame well as other designers and makers including Martin Lester, Nick James, Karl & Sara Longbottom, Michael Goddard, Gill Bloom, Malcolm Goodman, Maria Woods, to name but a few.

This year we will also be featuring even more ground displays with forests of flowing flags from Roy & Hayley, Gill Bloom and Karl Longbottom plus Michael Lowe's wind garden.

Alongside the arenas there will be the usual line up of kite traders and food and drink stalls, a licensed bar, a range of air sculptures and inflatables and children's entertainments.

### Festival charities:

We are again supporting the **Great Western Air Ambulance** as our nominated charity and their helicopter will be visiting the Festival both days. The charity has now taken delivery of its new helicopter but needs ongoing funding to keep the service in the air.

### Saturday night party:

We are having our usual evening party under cover in the large marquee with a two course hot meal and licensed bar which will be followed by the all important Festival auction

Meal tickets have been pegged again at £10 per adult and £5 for under 12s We have to confirm catering numbers the week beforehand and if you leave it to the day you may well find tickets have run out so please reserve your meal tick-

ets in advance by contacting the Festival office. Either pay by cheque on application or you can pay and pick up your tickets on the day from the Information tent but you need to collect these by 3pm or they will be released for others to buy.

### Hotel Accommodation:

With our new location it's all change with accommodation as well and in any case the lovely Redwood Lodge has closed and is due to be turned into a residential home (good some of you may say!!) This year we are using University accommodation at Durdham Hall (Hollybush Lane, BS9 1UB) which is really close to the site – even walkable in about 15 minutes! They are offering single en-suite rooms arranged in cluster flats of 6 with continental breakfast for £35 per person per night. There is free car parking and we have arranged to have the bar open over the weekend so it should be good fun. There are rooms still available – if you are interested please contact the festival office asap to book.

We will have the bar open at Durdham Hall on the Friday evening if anyone wants to come and find us there.

If we get any other hotel deals offered these will be posted on the festival website [www.kitefestival.org.uk](http://www.kitefestival.org.uk),. If you are thinking about staying in town worth checking out any of the last minute hotel offers/promotions online with budget hotels such as Ibis and Premier Inn. For other hotel options visit [www.visitbristol.co.uk](http://www.visitbristol.co.uk)

### Camping

The Downs has very strict rules re, no camping, no overnight parking and also no barbecues!. It is also within a residential area so all eyes will be on us!

As the Kite festival is being used as a guinea pig for the Council having more large events up there in the future we are under the spotlight and all our activities will be closely monitored. We also have to pay a bond up front which will be used for any damage, fines or reinstatement works.

We have however negotiated a small crew area adjacent to the flying site - this is for tents only. If you wish to camp here you must contact the festival office in advance and book a space as space will be limited and we need to register

## Event News

all campers.

We are also negotiating with the Council re. the possibility of allowing pre-booked caravans and motor homes to remain overnight within the registered flyers parking area on Circular Road as we will have the road closure order in place.

If you have a caravan or motor home and would be interested in this option again please contact the Festival office asap and leave your details so we can update you.

We will also investigate some other camping/caravanning options in the wider area just in case.

On behalf of the Festival team we are looking forward to seeing you soon.

### Any queries please contact Avril Baker:

Festival Office, 5 Lilymead Avenue, Bristol BS4 2BY

Tel: 0117 977 2002 Fax: 0117 977 4255

[www.kite-festival.org.uk](http://www.kite-festival.org.uk)

e-mail: [kites@abc-pr.co.uk](mailto:kites@abc-pr.co.uk)

### Kites over Bewl, Location Bewl Water no Lamberhurst Kent TN3 8JH, 5th/6th September

A new event a new location taking place in the wonderful setting of Bewl Water reservoir.

This is a two day event, very much about kite flyers flying various kites to entertain and enthuse the public,. It is anticipated that a mela will be incorporated with local groups showcasing cultural foods and crafts. The kite flying will take place at the rear of grounds with a magnificent view over the surrounding out over the reservoir.

Camping will be allowed from Friday 4th Monday 7th September 2015, with free entry on production of car pass which will be provided via Kent Kite Flyers, this applies to both campers and those kite flyers who wish to access on each day and will be available from 17th August onwards.

Contact; Malcolm Ford

e-mail: - [malcolmf@kentkiteflyers.com](mailto:malcolmf@kentkiteflyers.com)

Mob 07840086770

### The Capstone Festival, venue Capstone Park Farm, Capstone Road Chatham Kent ME7 3JG. 20th September

This is the perennial event organised by Medway City Council and it has been several changes over the years, including being reduced to a one day event without camping for a number of years now.

Starts around 11am until 4pm, kite flyers will be allowed to bring their vehicles onto field. This year again there is a very large flying area for kites, and Medway Council hope to have a local food market on the day.

Contact is either Amy Sandler, Medway City Council 01634 306000, or

Malcolm Ford

e-mail: - [malcolmf@kentkiteflyers.com](mailto:malcolmf@kentkiteflyers.com)

Mob 07840086770

www.  
**Kites4U.co.uk**

WhatsApp Viber Like us on FB Twitter

**07960 056 678**

EMKAY Kites  
Sleaford  
Lincolnshire

Kites  
Windssocks  
Inflatables  
Kite Lines  
Accessories  
Glove + Finger Puppets  
And More ...

Visits by appointment only!

The advertisement features a blue sky background with several colorful kites flying. At the bottom, there are illustrations of a clown, a Santa Claus, a bee, and a green dinosaur. The text is arranged in a clear, bold font, providing contact information and a list of products offered.



## Events List

July		
18-19	Leominster and Hereford Kite Festival, The National Trust, Berrington Hall, Leominster, Herefordshire, HR6 0DW	bill.souten@mkf.org.uk
25-26	St. Annes Kite festival, on the beach, Lytham st Annes, near Blackpool, Lancashire	patmay8@hotmail.com
25-26	Dunstable Downs Kite Festival, Whipnade Road, Dunstable, Bedfordshire LU6 2GY	Joe@projectzip.co.uk
August		
1-2	Jolly Up 17, Cliddesden, Basingstoke.	roy@kitesup.co.uk
2	Royston Rotary Charity Kite Festival, Therfield Heath, Royston, Herts SG8 5BG	www.roystonkitefestival.com
8-9	Teston Bridge Kite Festival, Teston Country Park, Kent	Malcolmf@kentkiteflyers.com
15 - 16	Portsmouth International Kite Festival, Southsea Common, Portsmouth	Portsmouth@thekitesociety.org.uk
16	Hunstanton Kite Festival, Norfolk	www.hunstanton-rotary.org.uk/page9.html
22-23	Bristol International Kite Festival, Durdham Downs, Bristol.	info@abc-pr.co.uk
September		
5-6	Kites over Bewl, Location Bewl Water no Lamberhurst Kent TN3 8JH	malcolmf@kentkiteflyers.com
20	The Capstone Festival, Capstone Park Farm, Chatham, ME7 3JG	malcolmf@kentkiteflyers.com
November		
15	Indoor Kite Event, St Joseph's Catholic School, Swindon	Karl@Longbottom.org.uk
June 2016		
25-26	Barmouth Annual Beach Kite Festival on the beach by the life-boat station Barmouth	waine@barrikiteflyers.com

## For Sale

The arrival of several pieces of work from the 'Welsh Wizard' Steve B has necessitated something of a rationalisation in the kite cupboard. There are the unique, the unusual, the rare and the relatively mundane, plus some odds and ends that constitute a 'clear out'. Items that can be posted we are happy to do so at cost or delivery can be made at Portsmouth or Bristol.

A true and unique 'one off' (the only other one is a copy). An original 50 cell Millistelle made by Maurizio Angeletti in a complete colour spectrum with matching coloured drogues. It can be split in two and flown as two 25s so has a second header kite. Comes in two carrying bags with rolls for the drogues. £250 (ONO)

A 7ft 6" span Vietnamese butterfly from bamboo and heavy fabric. This is an original hand made piece from their first visit to Dieppe, not the later mass produced items. It assembles with a selection of bolts and wire, flies well and has a carrying bag. £25

Three Univera Miniatures by the late Guy Gosselin. Dondai, Roller, and the most unusual of all, Snowflake. £20 each

Train of 44 mini octopus by Helen Howes with full sized octopus header kite. £75

Stack of twelve Scholtz style parrots built by John Daleman in a carrying bag £60.

Original prototype Waldorf Box from Peter Waldron via the late Tony Slater £15.

Tyvek Delta and a White Horse sled decorated and signed by Mikio Toki. £5 each.

3 Nick James Seagulls and a Windy Bat £10 the lot.

Two lovely hardwood Clark hand reels with line £20 each.

An embryo pin collection comprising 38 assorted of all sorts shapes and descriptions, 16 featuring Cody kites and a set of 8 large Rok pins from David Gomborg. That makes 62 in all for £20

No reasonable offer refused for most of these items. 01502 712570 email h.blowers@btopenworld.com