

# THE KITEFLIER

**Issue 154**

**JANUARY 2018**

**£2.50**



**[www.thekitesociety.org.uk](http://www.thekitesociety.org.uk)**

**Newsletter of the Kite Society of  
Great Britain**

# KITEWORLD

All The Fun Of The Air!



Sky Burner  
Fulcrum

Kite  
Accessories

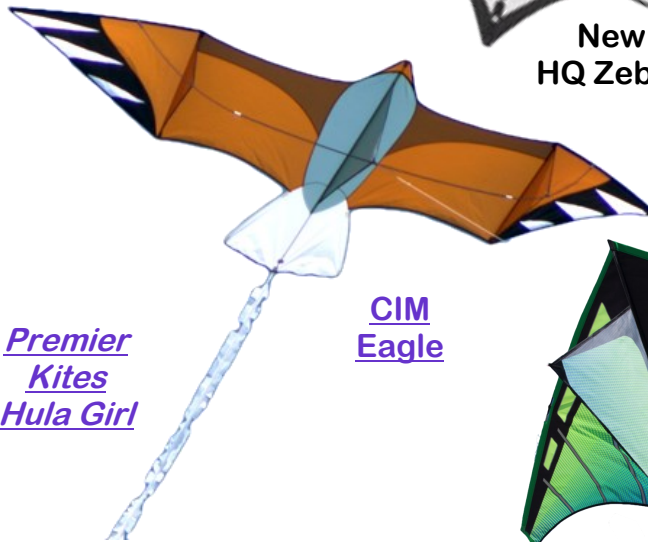


*New*  
*Prism*  
*Special Editions*  
*Available 2018*

Prism Bora  
Soft Foil Kites




*New*  
*HQ Zebra*



CIM  
Eagle

Premier  
Kites  
Hula Girl




*New*  
*Prism*  
*Zenith Delta*



*Visit our new website*

[www.kiteworld.co.uk](http://www.kiteworld.co.uk)

01255 860041



## Editorial

Pothecary Corner	4
The First Selfie	9
Nostalgic Reflections	10
Homan Walsh	14
Philosophical Transactions	15
Tokyo Kite Museum	16
Bits & Pieces	18
Events News	24
Sports Kites Facebook Group	26
Big Beak	27
Events List	31

Dear Reader

Happy New Year to all of you.

Do you realise what a good deal you are getting with your subscription? The NCB (Belgium Kite Group) published a comparison of the four primary club magazines comparing the subscription cost per page of the publications.

They have obviously used the overseas subscription rates (which for us is £25) so it is actually even cheaper in the UK.

Publication	Annual Price	No of Pages	Price per page
The Kiteflier	£25.00	36	€0.77
NCB (Belgium)	€28.00	32	€0.87
AKA Kiting	\$50.00	40	€1.06
CVCF (France)	€38.00	28	€1.36

**Front Cover**  
**From the Japanese Kite Museum in Tokyo**

The number of pages is based on the latest magazine in their sample. So keep supporting us!! Send us articles otherwise the price per page will increase ☺.

Some of you may be aware that there are new regulations being enforced this year regarding the way in which organisations use the data you submit to them. This is known as the General Data Protection Regulations (GDPR). The main effect on The Kitesociety is that we require explicit consent from each member to hold their data rather than the implied consent that filling in a membership form currently provides.

We do not share your data nor do we use it for any marketing purposes. As you renew you will be asked to provide the consent to hold your data. For those not due renew additional information will be in the April magazine.

We have also published a privacy statement on the web site explaining how we collect and use your data. Any questions—feel free to contact us.

Gill and Jon

**FREE:** I have around 70 kite magazines from the late 90s that I no longer want – but am loathed to throw them away as I'm sure there must be enthusiasts out there who would enjoy them. The magazines are mostly a mix of The Kiteflier, American Kite and Kitelines. They are FREE to anyone who wants them – all I ask is

Membership Type	Fee
Electronic Subscription (Individual or Family)	£5.00
Household (Individual, Family, Senior)	£15.00
Overseas (Europe)	£25.00
Overseas (Rest of World Airmail)	£30.00

*Whilst every effort is taken to get the details correct The Kite Society cannot be held responsible for any errors or omissions that occur. Opinions expressed in this magazine are not necessarily those of the Editors or The Kite Society.*

**Pothecary Corner—Allan Pothercary**



**THE ARRIVAL OF THE JELLYFISH**

At the end of my article in the October magazine I was airing my views on the customer service and after sales of some of the far eastern kite making and selling companies. I spoke about how long I had to wait with no reply to my questions about delivery and I was seriously wondering if my money had been lost.

Thankfully I had made my purchase through the massively bigger, far eastern, version of Amazon known as Ali Express and took comfort in their proven professionalism. As you will have already noticed on this page, our second Jellyfish arrived and looked, we thought, very nice flying next to our pink



one which was a great favourite with the crowds at the events we were able to fly it.

However, there was a problem with this kite in that the two long black legs which give it its 18metre overall length, each twisted all the way up to the body looking like two pieces of string hanging down. We opened a dispute, using the Ali Express services, showing a photo of what was happening, as this was not the quality we were expecting.

The problem is that the orange feet inflate and then form the shape of a propeller thus continually twisting in the wind. It's OK getting a partial refund but we have still paid out for something that doesn't look right and our research and development to correct the problem continues at the time of writing.

I am sure that the fault can be rectified eventually because our other JF is OK.

I am not going to waste my time trying to contact the manufacturers for help, given their service record so far.



On reviewing our pink jelly fish, I mentioned that supplied with the kite was a thin piece of line on an inappropriate winder more suited to a kiddies

kite. This time the winder was even worse and wound on it was a thin line, made from Kevlar, about (guessing) 40 ft long and 100lb breaking strain. Not only was this about as useful as a pair of paper underpants in a high diving competition but downright dangerous too! - I wonder if they even care?

Giving good attention to the people from whom you earn a living is neither difficult nor costly - What a pity I can't get to like the manufacturers as much as I do their designs.

**BIG BEAK**

One of the kites at Portsmouth grabbing our attention was a large beak single line kite.



As most good things it's apparent simplicity (less is more) added to its character as it sat just watching you and standing out amongst its many other kite friends in the sky.

One of our party, Aditya, was very taken with it and, on returning home, embarked on



a quest to see if its like was commercially available. The search was long but he eventually found them in America and promptly ordered the three you see pictured here with Aditya aided by Ian showing them off on the beach at Stokes Bay during an impromptu meeting that everyone said they couldn't attend but almost all of them did.

With Lex, Irma and Neil already doing their precision team sport kite stuff when we arrived it was a good day for everyone giving a great show for the crowds out to enjoy the last of the good weather, the boats in the Solent and the kites.

I think that one of the greatest problems of buying anything on line is knowing exactly how big or small it is and this is one of the reasons we always like to show someone with the kite in our videos or articles. I know that Aditya was extremely pleased with his purchase and you may agree that they do look the business but I am not to sure that he wasn't expecting something bigger.

I put some photos on Facebook and one of my "friends" Philippe Lefebvre (I have no idea who he is but seems like a good bloke) asked if I would like a plan of the bigger model. Hey Philippe, if you're reading this - thanks.

## Pothecary Corner—Allan Pothercary

A kite plan is of as much use to me as a step ladder to a carpet fitter - he obviously doesn't know that I don't do fiddly but I thought it might be a good idea to get it and pass on to fellow members of the Kite Society.

Hopefully someone will take this up over the winter and we will see more next year - Please let me know.

If anyone would like to make me one we could negotiate a price?

[See the plan on the pages following.]

### MULTI LINES

We have used and been happy with Climax lines for many years but, unfortunately for us, sponsors Kiteworld have not been able to source them for us. We get lots of flyers asking us to recommend sport kite flying lines but I could see no equal in the list on the Kiteworld site and I do like to point interested and potential kite flyers toward their safe hands.

OK perhaps I wasn't looking deep enough but since they upgraded their web-site ([www.kiteworld.co.uk](http://www.kiteworld.co.uk)), making navigation much easier and more fun, I have discovered some great line as good as, if not better than the lines we have lived with so far. It's called Vector and my untrained eye is unable to differentiate between the two visually or by feel. I am not in to power kiting and, although vector provides a range of kite lines throughout, i am going to keep this section to just spot kites and the lighter quad line kites.

### Tech stuff?

I am not going to go in to the finer technicalities - that will be too boring but, if you really feel the need, then go look up their web-site ([vectorkitelines.com](http://vectorkitelines.com)). The lines that in-



terested us for this article are pre-stretched and pre-sleeved Dyneema®.

## Pothecary Corner—Allan Pothercary

On laying them out the first thing I did was to test the elasticity and was quite astonished that the only real movement was my taking up the slack - I liked this very much! This is what the multi-line (two or four) experienced flyer really needs; a direct contact with the kite for immediate response and accuracy and the more novice flyer will notice how much easier it is to steer the kite.

### *More to try yet*

So far I have only tested the 75kg x 30 metre colour coded red (looks more like orange to me) known as SK75.

The lines are colour coded (e.g. 50kg is yellow) and all are PU coated after the braiding process and, being incredibly thin as well as strong, offer very little wind resistance. Coating the lines has several advantages.

I rotated my kite ten times and continued to fly with hardly any noticeable difference as the lines slipped past and over each other. There is also good resistance to UV light, water, salt and other chemicals.

Inevitably, as the braid tightens with use there will probably be some unevenness in length but that can easily be adjusted by use of a line extender. There is a simple article ([sites.google.com/view/kitedisplays/tutorials/set-up-your-lines](https://sites.google.com/view/kitedisplays/tutorials/set-up-your-lines)) on our website I wrote many years ago which is specially trained to show you how to do this.

### *How long do you want it?*

If anyone ever asks you that, the stock answer is, "I want to keep it!"

However, dual line trick flyers have the choice in lengths of 20, 25 and 30 metre lines. 30 metres is best for the casual flyer - I'd recommend starting with 75kg and maybe having a set of 50 kg for low wind days.

Although it's OK to fly a full sized kite on the longer length but if you are good enough to fly pairs or especially team, you will already know that it's much safer and easier to go for 40 metre lines with extenders for those clips and near misses.

### *DIY*

Unfortunately, it's very hard to find anyone that supplies anything pre-wound on a winder at 40 metre these days so that means buying line on spools and making up your own sets.

One of the down sides of Dyneema® is that it has a low melting point and if you happen to cross lines with someone using typically 'kiddies kite', Nylon or lines such as Kevlar or Dacron the likelihood is that you will lose the battle - but this shouldn't be news to most kite flyers - especially people like us



who have suffered the experience several times over!

Dyneema® doesn't like knots either - tying a knot in one of these lines immediately decreases its strength by half, which is why the lines come pre-sleeved.

I did notice that the quad-line sets are all geared for power kites but there's no reason why Rev or Fulcrum flyers and the like couldn't go for the two line sets using different weight line top and bottom. One thing to look out for here is that none of the sets come with straps or handles - these are a separate purchase.

Overall, I was very impressed with these lines and would have no hesitation in recommending them.

### **BOUNCING COW**

Oh dear what do you call them?? - Ground Laundry? Non Flying Kites? - probably Bouncing Inflatable Kites, I think!

Anyway, I hadn't noticed before how much attention that they received until I saw Ian and Aditya displaying their HQ Bouncing Buddy cows when we all attended the Essex Kite Fest at Billericay in Mid September.

So that was it - the next time we met we had a herd and they caused so much attention with people wanting to photo them and ask questions that for a short time the L-Kats didn't have anyone watching their spectacular and noisy North Shore routine. In

## Pothecary Corner—Allan Pothercary



This is the sort of kite that would normally be kept fairly low when we go out but she really does like to soar and the higher she goes the more she appears to like it! It's worth putting a fairly strong line on this girl as she can pull a bit.

This is a great buy that I am well pleased with and she will definitely be coming on holiday with us!

### Like it or not

My reviews and banter are aimed mostly at the beginner to experienced flyer and occasionally I may be able to add something that the top end guys may have missed - Ha! not that I expect them to have the time or interest to read my stuff!

In previous articles I have tried to warn that just because something looks good and flying well in a video, don't forget that could be the few seconds cut from several hours of flying in an effort to make the kite and/or the flyer look good. - or perhaps the flyer *is* outstandingly good and he is making the kite do things that look easy but are practically impossible without years of practice and that all important ingredient - Youth!

So what happens when a new sport kite bursts on the scene?

### Whaaat??

I've heard kites described as "Too mechanical" or "Not organic" - Yes, beyond my comprehension too!

Hopefully, with my skill set languishing some where's about the middle I can give a fairly unbiased and reasonable assessment of whether it's worth raiding the kite kitty - or if it's available in pink to keep the wife happy. Many good kite wholesalers and retailers have realised this down the years and have released kites on loan or at a reasonable price to enable me to help others and help them at the same time. Some are just too obtuse.

Sometimes, however, the kites are just too damn expensive or in such great demand for me to be able to get my hands on one. Of course there's always the chance they think



fact they too stopped to take photos - Lex doesn't miss much when kites are around.

I think these look good in ones, twos or even sevens - all you need is a stiff breeze and you are away! There's a good video on our web-site.

### HULA GIRL

This is the next step on from the skeleton that took so long to hit the shops. I don't know if supply is the problem with these or that flyers are not as taken with them. I suppose its debatable whether a young lady or a skeleton is the most unexpected thing to be floating over a beach.

I was most impressed with the ease in which the forerunner of the hula girl flew and loved the way it danced so much that I purchased three - two twenty one feet long and one of the shorter, fourteen feet (I think). This time around I just bought the bigger, twenty one (or maybe twenty two) feet long model. I can't say that I hear the same reaction, specially from the kids but I like the Hula Girl just as much if not more. She still dances, swaying gently from side to side, is surprisingly stable and needs very little wind to stay aloft.

## Pothecary Corner—Allan Pothercary

I'm just an idiot and wouldn't want me commenting anyway.

Over the years I have said many things which may have been rude or upsetting to people.

Please, let me assure you, I don't do it intentionally - It's just a gift! I am going to talk about a kite now that I have not flown but watched its 'secret' introduction from afar.

### *Please*

Yes, I want one; I have seen it flown by very skillful flyers and it looks amazing. Wait Allan, don't fall in to that trap, yes you can make a reasonable showing with a Revolution - and did win a British Winter League Quad Line title once, but can you get this one to work as well as these experts??

I thought that even the experts took a bit of time to get their heads around the Fulcrum as opposed to the four line kites they had been flying for so long.

### *So much the better*

It could have been technical changes were made along the way or that the flyers just suddenly clicked with the Fulcrum's capabilities but there seemed to be a sudden improvement towards the end of the 2017 season in the displays we were seeing.

As you will have realised by now, the new kite on the block is the new, four line controllable "Fulcrum" which has been designed by Carl Robertshaw and developed in collaboration with Jon Trennepohl of Sky Burner Kites USA.

I know few guys as good as these in their field but, in my opinion, none better.

For the foreseeable future these kites (I say "these" because there is a choice of colour and I believe that they will be customisable) will be made in the USA which, with the value of the pound plus import duty (which, by the way, is not escapable) is a big downer on prices.



I just know am not going to be allowed to have one because I don't fly the multilines kites I have now enough so that means you will have to ask someone else if you can have a go with theirs.

They say the Fulcrum transcends between two and four line controllability, does not 'twist' back on itself and will 'dead-launch' making it a very simple route to a world of effortless four line kite flying.

Interchangeable rods are available for light winds giving a claimed range of 4 to 18 mph.

For more information and prices visit the Kiteworld website - At the time of writing they had seven left in stock.

### **Don't try this at home**

I hope this doesn't send out the wrong message but we have seen stranger things than flying off bridges when some uneducated members of the general public get hold of their first kite at festivals...

My cousin, Gwyneth, returned from shopping in nearby Winchester and alerted me to a clever piece of street-art by Italian sculptor, Marzia Colonna. Obviously not modelled on my own magnificent physique, a man is crossing a bridge, six metres above Parchment street, Winchester, flying a gilded kite whilst two others play at either end.

It's more likely after the slender shape of Carl Wright - the bronze figure is flying three kites at the same time after all!

Not quite sure how this works but the commission came in response to a local businesses' quest to attract more trade to explore and appreciate the street's range of independent shops, restaurants and cafés. I am not knocking the £15,000 cost of this creation - it's is a great, subliminal, way to put the idea of kite flying in to people's heads.

It could be noted that there are no kite shops in Winchester - or ever were to my knowledge.

Wishing everyone all the best for 2018

Allan and Marilyn Pothercary  
kitedisplays.co.uk



## The First Selfie – Gone! - Bob Cruickshanks

Earlier this year I was fortunate to be invited to attend the 22nd Pasir Gudang (PG) World Kite Festival in Malaysia. Having been a few years before, it is one of those festivals where you get to meet friends made over the years from other countries and many new ones. Plus it is well organised and in a great part of the world. In addition to myself there were also a few other 'regulars' from the UK, namely Jeanette & Malcolm Goodman and George Webster. Oh, and Jacqui Mountjoy from South Africa J

I remember on a previous visit to the PG festival standing in an enclosure sheltering from a sudden monsoon with George and Gary Mark, from Canada. There were some horrific gusts of winds and I said to George and Gary "I'm not moving unless this tent moves". Yes, less than a minute later a freak gust flipped our tent and several others over exposing us to the down-pour – we all grabbed our kites and moved to somewhere solid and safer, albeit most people resembled drowned rats. Thankfully the only injury was to one of festival helpers who injured his shoulder helping protect the fliers. This year there was rain but thankfully not coupled with winds.

One of the highlights of the festival is the Roka-ku fight, which is heavily contested with little or no rules apart from no knives but above all having fun and entertaining the crowd! Flying the flag for the UK was Malcolm with his very distinguishable and treasured kite which was made by Bas Vreeswijk from the Netherlands. If you have ever visited Malcolm's website ([www.kiteman.co.uk](http://www.kiteman.co.uk)) you will see a caricature on his home/profile page of Malcolm that captured him in his early earlier days (apologies Malcolm, ha!). It could be said that this was one of the very first 'selfies' that pre-dates all your Smart phones of today. I'm jealous really as it was a beautiful piece of work by Bas like any of his kite creations.

Since most of the Rok fliers/fighters had an assistant yours truly offered to assist Malcolm. Because of the numbers of contestants the competition was split into groups with the top survivors, sorry I meant competitors, going through. All was going well as we (royal) topped our first round. Having rested and tactics thrown out the window Malcolm was doing well in the next battle such that he was just about to make the cut, so to speak, of survivors for the following round when yes, cut literally from the sky.

Oh bugger, or words to that effect said I. "Don't worry, I'll follow it" said I to Malcolm.

It slowly drifted over the trees and trade stalls towards a large man-made lake, I sped off thro'

traders, trees and the undergrowth to see it slowly dropping to the other side of the lake.

Following the path around the lake it started to climb, "You sh\*\*"! Not only that, it was now floating over the roadway and heading past our hotel so I could see this was going to be a marathon. As I approach the hotel, Rok still climbing, I suddenly thought about the festival shuttle-buses parked there so quickly convinced one to "follow that kite".

Just as we were leaving the hotel a red faced Malcolm – he is over 70 you realise – was coming down the road. With two pairs of eyes looking skyward we started to guide the driver whilst he drove about a mile or so turning this way and that but still with Rok in sight until we had to stop at some lights. What seemed like an eternity we set off rounded the corner where it was last seen only to see an empty sky/horizon.

We stopped and search both sides of the roadway and ditches but nothing. There was a huge refinery beneath where we believe the kite was last seen so Malcolm suggested we drive to the entrance, which was almost a mile away so you can imagine the scale of the site and the proverbial needle in a haystack. Being a Sunday and the size of the site it was felt that the kite likely tipped and plummeted within the refinery probably in an area rarely used/inhabited so sadly all we could do was return to the festival field empty handed and request that the organisers put out a radio/media request for its return. So having drifted for several miles Malcolm's much beloved selfie was lost and, to date, no record of its recovery.

Who knows, maybe if Malcolm makes the journey to Pasir Gudang in the future he may see himself again, somehow I think not but one lives in hope.

I have respect for fliers like Malcolm who have sentimental/precious kites etc that they continue to fly and display for their and other peoples pleasure.



## Nostalgic reflections on a bygone era—Hugh Blowers

How sad it was to see in the pages of *The Kiteflyer*, that despite the best efforts of Lex and company, competitive sports kite flying in Britain is at an all time low in terms of participants. I could not begin to speculate as to why this is, but to someone who thoroughly enjoys and appreciates a well-drilled team it is somewhat regrettable, but I do have the advantage of a severe dose of nostalgia.

Trips to the delightful Old Warden events gave us a real taste for kite flying, reinforced by our first exposure to team flying by 'Organised Chaos' at Gt Yarmouth, which led to us becoming regular festival attendees from 1992. This was just a year too late to see the great American teams that had set the standards, which all other aspired to at the time and won the World Cup five years in succession. We missed out on Flight Squadron, High Performance and the others of the period, our only contact with these being the videos of Great Lakes, Wildwood etc that we played almost until the tapes looked more like sellotape than magnetic tape. Mind you, certain things do not change, trying to film a routine that covers high on 300ft horizontally and 100+ vertically leads to some very small kites on the, at that time, very small, pre HD, screen.

Sitting in numerous bars over the years with TC and Andy King, listening to their recollections and reminiscences of this era brought home to us, just what we had missed out on, but apart from Bristol in 1991, it would still have been videos, even if they do lack the immediate impact of a 'live performance'. Something that has stuck from me from those routines is the hook of the music. The routine and the music are inextricably linked in my view and if the watchers can connect with that music, then the routine is going to be that much more enjoyable, maybe not technically to the judges though. The 'Battle Hymn of the Republic' will forever be linked to

that wonderful routine, now long forgotten by most, but not those that were privileged enough to have seen it.

This was certainly true of our first visit to a STACK event on a very cold and wet Hackney Marshes and the debut flight of Aircraft's 'Valkyrie' routine. Their precision flying was sublime, yet the ballet to this music took it to a new level as back then the ballet section was precision team flying to music. Every move of this routine hit the cues exactly, certainly down to the 35+ hours a week practice, the moves were choreographed perfectly to match and react to the changes in the music, almost as if the kites were being controlled by the music rather than the four superb flyers on the ground, mesmerising. Even now, if 'The ride of the Valkyrie' is played on FM as I am working, I see the four kites bursting apart at each natural crescendo in Wagner's music. It must have been good, we bought the tee shirt and it put Aircraft on a par with the best, securing second place in Berkley in '93.



Aircraft



Top of the Line

In some ways though, the winds of change were already evident by this time as the number of teams on the British circuit was diminishing, halving in number by the time we made our first foray abroad to see a continental competition. Le Touquet in '93 and '94 both had a slightly surreal element as the arena for the first event was surrounded by huge banks of sand to keep the enormous tides at bay, whilst for the World Cup the raised car park had been covered with sand to avoid using the beach at all. Now, figures are not exactly a spectator sport, so Jost's attempt on the record for flying

## Nostalgic reflections on a bygone era—Hugh Blowers

and looping the most Flexis in a stack took precedence, and as 'newbies' Bob Anderson's 'Geocity' installation was pretty much beyond belief. Precision and ballet can be appreciated much more, so most of the remaining time was spent sat on the top of the banking trying to make sense of it all. Oddly though, despite an absolute lack of knowledge or ability, there was becoming a sense of which teams were on the money and those that were 'not quite there'. Mind you, team flying down a hole could not have been easy?

At last, there was an opportunity for us to see the world's best teams in action at the '94 World Cup, which although now was 23 years ago was the beginning of another significant change on several counts. Despite our partisan support, Aircraft with their brilliant routine, flown perfectly, finished second again, this time to Tsunami flying to the specially commissioned 'Backdraft' arrangement. Both had the 'hook' of the music, recognisable to all and dare I say in light of some of the music accompanying present day routines much more 'in tune' with my ears. The difference, from the spectator's point of view rather than the judges, was the six kites against the four. Certainly filled the sky, but was it better, some thought so as it was pointed out to a recently formed British team, that 'the World Cup would never be won with less than four kites'.



Skydance

'94 signalled something of a revival of team flying on the domestic scene and a second 'golden age' to equal that of 89-90-91, but with all the teams having made huge strides in the quality of flying and 'watchability' of routines. No festival was complete without demonstrations from any number of top quality teams with the very best flyers. Aircraft had established its defining lineup, there was Sky Dance, InFormation, XS

and another three person group in Harlequin, soon to be joined by Flair, Infinity and Cross-lines, all teams that we admired and enjoyed watching. That the standard of flying and choreography of the British teams was on the up became evident the following year when Aircraft finally topped the score sheet in Australia, beating Tsunami into second place.

Styles of flying and routines were also changing as the interpretation of the music became much more of an integral part, with ballet becoming just that, rather than precise flying set to music. This approach was to bring Skydance their first ever win in Japan in 1996 as part of a British lockout of the podium with Aircraft second and XS third. Another team that was developing fast was Aftershock, most notable for their diminutive lady flyer almost horizontal in the stronger winds. Vents were about, but drag inducing brakes and nappies did nothing to reduce the already significant pull of the big wings, just slowed them down somewhat. They had finished third in Australia and the same in Long Beach in '97 where Skydance repeated their success, again relegating Aircraft to second.

A bit like the Olympics, there were mass retirements at the end of '97 as the pressures, commitment and costs became too much for many of the British teams and flyers to sustain. In terms of numbers of teams and flyers competing in this country we would never see the like again, the golden era was over. Competitive kite flying remained a minority sport and never made the strides originally hoped for. Dieppe in 1998 confirmed this as Aftershock ran out the winners in front of home teams Keops and Lung Ta so ending the three-year British domination. Worse was to follow as the financial pressures forced Dan Prentice to pull the plug on the World Cup.

There were still a number of teams on the display scene and thanks to the enthusiasm of Keith and others STACK soldiered on. There were regular glimpses of just how good many of our flyers were and evidence of startling new talent emerging. Kite design was evolving rapidly and what flyers could do with them developing at an equally impressive rate. What started as tricks on short lines became normal manoeuvres on full-length lines and the ability to stall a kite anywhere in the wind window and hold it there absolutely vital. If a 'Ronnie weave' was a real spectacle in the late '80s, then a horizontal or vertical weave with all bar the weaving kite stalled was almost beyond comprehension. Mind you, having watched a few routines that were difficult to define as to whether they were good or otherwise, these risky manoeuvres instantly showed up any shortcomings in timing or ability. Gerard Clement utilized many of these display teams at Berck to entertain the

## Nostalgic reflections on a bygone era—Hugh Blowers

public every day, along with the ever burgeoning numbers of Rev teams, which in many ways provided the impetus to create a new international team competition.

Thanks to the sterling cooperation of STACK, AKA, AJSKA and other national organisations around the world along with Gerard Clement, the newly instigated World Sports Kite Championship was rolled out at Berck sur Mer in 2002. There was now a common set of rules and a new format with routines having to be flown by all teams on successive days. It was a new beginning with a real gulf in standards obvious. It had proved difficult to muster enough teams, and some of them were by their own admissions, still learning, and not used to the level of competition evident from the exceedingly well-drilled French teams, practising all day and every day in the week prior to the competition. One of the new teams, in name rather than line-up, was Scratch Bunnies, although their first two appearances were no indication of what the team would go on to achieve. After three years at Berck and French victories on every occasion the WSKC went on its first foreign foray to Lincoln City in 2005 and the first win by an American team in eleven years. The British teams did not fair well finishing in 12<sup>th</sup> and 13<sup>th</sup> places.

Cutting Edge and Tame Bird occupied first and second again the following year, which would be the last time the WSKC was run annually. Air Rex gave notice of their intentions with third place and by the time the circus reconvened in Berck in 2008 were in an entirely different league. Watching them practice prior to the event was something of a surprise as they were so far in advance of any other team, that it was generally agreed, that barring accidents or illness, they would win. Their routine was flown with such precision and accuracy and entrancing to watch, so it was no real surprise when they were announced as the winners.

While sports kite flying may not have established itself as originally hoped, kite flying in general was reaching into all manner of other areas and events way beyond kite festivals, with flyers being contracted to appear regularly

at many diverse events and makers being commissioned to create kites and a whole range of other items for various shows. Red Bull were actively looking for both sports kite and single line teams to fly kites at their events, leading to the setting up of their own sports kite team, Red Bull Kite Force, with several well known and respected flyers on the handles. This was another team that did a weeks practice prior to the event and were destined for victory, if only they had taken note of the new line-up of Scratch Bunnies. There seemed to be a level of understanding between them that transcended the more conventional type of routine, as they appeared to change and adapt seamlessly, something I had witnessed with three of the members on another occasion where they flew non stop for nigh on 45 minutes without any obvious calls or instructions.

2010 was the thinnest for years in terms of teams competing with just eight lining up, but what a competition it was. One member of the Bunnies never entertained the thought of not winning, and so it transpired, with a quite remarkable routine showing huge levels of individual skills, not surprising, given the makeup of the team. They also had a comfortable margin of around four points over Red Bull who were runners up, and this was still using the old system of scoring. If the number of British teams was at an all time low, the French were showing considerable strength in depth. Two years later and a great deal of work and effort had gone into bringing in teams from other countries to broaden the concept of a 'World Championship'. There were representatives from Russia, Lithuania, Columbia along with Airheads, Flame and Scratch Bunnies from Britain with a lone American team and thirteen teams in all. The scoring system had changed so that so that teams had to fly consistently well on every day of the competition as each day's scores were combined. To maintain the tension, there is no indication of the ranking at the top, only which five teams are in the mix. As the competition progressed it ended up as a three way battle between the same three teams as in 2010, and to the joy of the British assembled at the banquet, it was again Scratch Bunnies on the top step after a very tense series of flights that were too close to call. Ultimately, they beat Red Bull by just 1.4 points, an infinitesimal margin in 345. The top three teams were very close, yet to put the standard of flying into context, third place Start'Air were forty points clear of fourth place.

2014 was something of a landmark year with Scratch Bunnies back and another change in personnel, intent on overtaking Sky Dance, Cutting Edge and Overdrive and equalling High Performance's three wins on the trot back in 91-93. After two days the general feeling was that



Red Bull Kite Force

## Nostalgic reflections on a bygone era—Hugh Blowers



### Scratch Bunnies

they had done enough, but on the final day they produced something special, the likes of which I had never seen, probably the defining routine in terms of flying skill. There was no doubt in our minds that this had cemented their victory. Start'Air we thought would be second, and my favourite team, CVF, just because of the number of kites in the air and their style of flying, were a likely third. It is always a nervous wait at the banquet, but it became apparent that our unscientific impressions agreed with the judges more technical marking for the top three teams, and then we had them in the right order as well. Three wins in a row for the Scratch Bunnies in their various incarnations by nineteen points this time and an unbelievably jubilant Carl Robertshaw with an unmatched record of four wins and four second places.



### Start'Air

And then there was one, Flame upholding the honour of British team flying following the retirement of the Bunnies, and the only team to have appeared in every Championship. The 2016 WSKC was probably the most diverse in terms of teams with Chinese, Columbian, French, Malaysian and the US making up the thirteen entries. FourCE from the States saw a

welcome return of two thirds of Skydance ten years after their last appearance, only to include all of Skydance when Steve Hoath stepped in as a substitute at very short notice. Start'Air flew sublimely throughout and were a joy to watch each day running out winners with CVF following them and moving up one place on the rostrum. A slightly distant third, but demonstrating how much their flying had evolved was Silat from Malaysia.

Another WSKC in 2018 and the question as to whether there will be a British team on the entry list. From a dozen or more excellent teams with a commensurate number of dedicated and talented flyers we are now down to just one, and even that is slightly depleted, sad, but I have been privileged to see some amazing routines and incredible performances over the intervening twenty five years, just a pity to have missed out on TOTL and High Performance. Before the brickbats start flying, this is not a technical treatise and history of team flying, I will leave that to Andy, George, TC and company, just a very appreciative, pundits view, of something I was never very good at.

*The confirmed teams for the 2018 Championship are:*

#### **China:**

Dalian Storm, Handan Conqueror, Shanxi Tal-yuan

#### **Colombia:**

Equipo AndeSky, Equipo Atemoc

#### **France:**

Cerf-Volants Folie, Les Mademoiz'Ailes, Start'Air

#### **Malasia:**

Team Silat

#### **Russia:**

Red Alert

#### **United Kingdom:**

Flame

#### **United States:**

FourCe



### A Real Blast from the Past—Blitz

## 'Go fly a kite' brings fame to Homan Walsh

*From the Niagara Gazette*

There have been many written words about the kite-flying contest to establish an initial link between the two sides of the Niagara gorge. Charles Ellet, Jr., the engineer chosen to build the bridge across the Niagara Gorge between the community of Bellevue and undeveloped land in Canada took the advice of Theodore G. Hulett, a friend and local iron worker and announced the competition with a prize to the first person who would fly a kite over the Niagara Gorge and land it on the opposite side.

The location of the chosen site was at the narrowest point of the gorge, immediately above the Whirlpool Rapids. The bridge would connect what was to become the Canadian Village of Elgin (later Clifton) and then Niagara Falls, Ont., with the American Village of Bellevue (later Suspension Bridge Village) and now Niagara Falls).

There is some difference of opinion as to how many turned out for this contest. George Seibel does not mention anyone but a young lad living in the Village of Niagara Falls named Homan Walsh who took the up the challenge. I did find a reference by M. Robinson in an article "The Kite that Bridged a River," who wrote, "There was a tremendous (turnout) for the kite contest that was held in January of 1848."

George Seibel referenced: "According to a correspondent named 'City Lad' who wrote about the event in a letter to the Niagara Falls Gazette, dated Dec. 23, 1926, pg. 8. (Part of the Clearwater Collection at the Niagara Falls, New York Public Library) the kite flying began on the Canadian side and the successful landing was made by a kite flown by a Niagara Falls, New York, boy named Homan Walsh. "City Lad" wrote, "He built a kite which he named 'The Union' and with it he crossed the river in one of the ferry boats used to cross the river below the falls. Walking down the top of the cliff for two miles, having waited a day for a favourable wind, he sent his kite aloft."

"Ball after ball of twine was let out, as the southwest wind swept the kite across the gorge, high in the sky over the western border of New York state. It was necessary to wait for a lull in the wind for the kite to settle. Night followed day and about midnight, as expected the wind ceased. A slackening of the kite string told the strain was off and the kite was falling. Bonfires blazed on both sides of the river. Kindly Canadians hovered about Walsh and fed him."

"There was a strange pulling and uneven tugging of the kite string. Then all the pulling ceased. The kite had fallen. The string had settled down in the gorge, where it was caught by an ice floe and broken. For eight days there was such a flow of ice over the falls and through the gorge that the ferry boats could not run and Walsh was kept on the Canadian shore where friends cared for him. At the end of that time he was brought back across the river. His kite had been recovered. He repaired it and with the next favourable wind he returned to the Canadian side and soon made the first connection between the rock cliffs." It was caught and attached to a tree.

Homan Walsh who was 15 years old (some references say 10 years old, some say 16) when he flew

his kite across the Niagara Gorge received a cash prize for his success on or about Jan. 30, 1848. Seibel noted that some sources said five dollars, some ten dollars, and as much as fifty dollars was said by yet another.

George Seibel wrote; "The amount he received is not as important as that his name has gone down in history as the person who made the first connection between Canada and the United State for the first bridge across the Niagara Gorge."

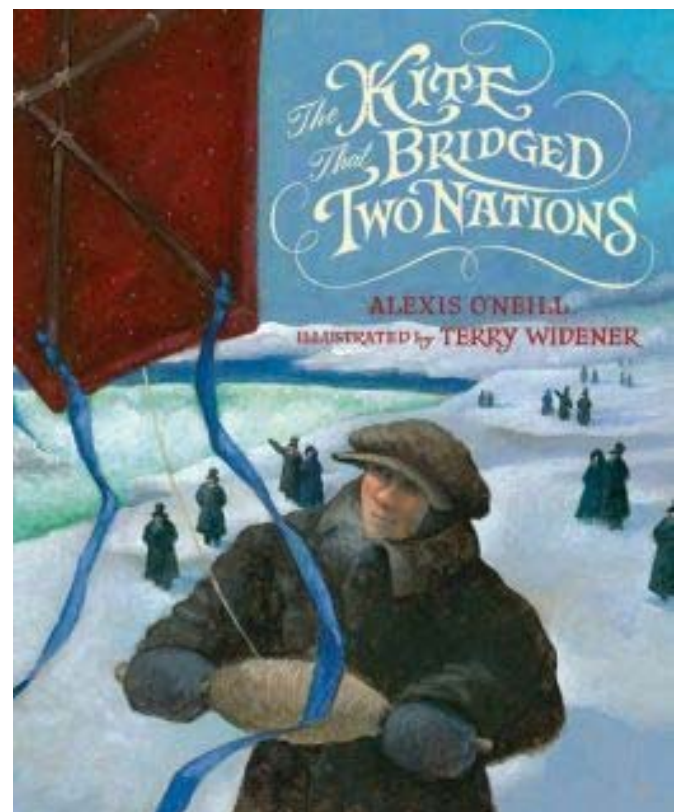
Homan Walsh moved to Lincoln, Nebraska, lived there for 30 years and died there on March 8, 1899. He was a real estate businessman, officer of the Lincoln Gas Company and a city council member. He wanted to be buried in his hometown of Niagara Falls and is buried at Oakwood Cemetery on Portage Road. On Aug. 2, 1948, as part of the Centennial Celebrations of the Whirlpool Rapids Bridge, Homan Walsh's feat was repeated, using a helicopter.

Theodore G. Hulett, who later became a judge, was at this time an iron worker and he left a written record giving details of the construction of the suspension bridge and explained what, happened after the kite string connection was made.

George Seibel retold the details; "The following day a stronger line was drawn over the kite string, and rope of sufficient strength was (eventually) put in place which was strong enough to haul over the iron cable. By means of this rope, the iron cable was drawn across the river and its ends secured to the solid rock".

Norma Higgs

*[Cover of the book referenced in the above]*



## The Royal Society Publishing

The Royal Society has, like many other keepers of archives, scanned a large number of their records and made these available online.

Their Philosophical Transactions are available at [rstl.royalsocietypublishing.org](http://rstl.royalsocietypublishing.org) and is introduced as follows:

Philosophical Transactions – the world's first science journal

In 1662, the newly formed 'Royal Society of London for Improving Natural Knowledge' was granted a charter to publish by King Charles II and on 6 March 1665, the first issue of Philosophical Transactions was published under the visionary editorship of Henry Oldenburg, who was also the Secretary of the Society. The first volumes of what was the world's first scientific journal were very different from today's journal, but in essence it served the same function; namely to inform the Fellows of the Society and other interested readers of the latest scientific discoveries. As such, Philosophical Transactions established the important principles of scientific priority and peer review, which have become the central foundations of scientific journals ever since. In 1886, the breadth and scope of scientific discovery had increased to such an extent that it became necessary to divide the journal into two, Philosophical Transactions A and B, covering the physical sciences and the life sciences respectively.

Obviously not everything concerns kites—and in many of the more modern items the word 'kite' only appears as an author.

But delving back in time there are a number of articles which are interesting.

### Eddy motion in the atmosphere (1915)

Some of the data collected for these series of experiments were by kite:

"...on board the ice-scout ship " Scotia" in the North Atlantic last year. On several occasions the distribution of temperature in height was determined by means of kites. The temperature changes experienced by the lowest layer of the air as it moved up to the position where its temperature distribution was explored by means of a kite, were found in the following way. The path of the air explored in the kite ascent was traced back through successive steps on a chart by means of observations. of wind velocity and direction taken on board English, German, and Danish vessels, which happened to be near the position occupied by the air at various times previous to the kite ascent. This method was adopted by Shaw and Lempfert in their work on the ' Life History of Surface Air Currents.'"

### Extraordinary electricity of the atmosphere observed at Islington on the month of October, 1775

In this one the author Tiberius Cavallo describes:

"In these circumstances, at three o'clock in the afternoon, I railed a small electrical kite, which measured three feet nine inches in length, and three feet in breadth, giving to it 360 feet of wired fixing. The angle that the firing, or rather the cord of the incurvated firing, generally made with the horizon, was near 60°, and, in consequence, the kite's perpendicular height was about 310 feet. After the end of the fixing had been insulated with a silk lace, and a leathern ball covered with tin-foil had been hanged to it, I tried the power and quality of the electricity, and found it positive and pretty strong;"

### There is a letter from Benjamin Franklin concerning an electrical kite—1752.

"Make a small cross, of two light strips of cedar; the arms so long, as to reach to the four corners of a large thin silk handkerchief, when extended: tie the corners of the handkerchief to the extremities of the cross so you have the body of a kite ; which being properly accommodated with a tail, loop, and string, will rise in the air like those made of paper but this, being of silk, is fitter to bear the wet and wind of a thunder-gust without tearing.

"To the top of the upright stick of the cross is to be fixed a very sharp-pointed wire, rising a foot or more above the wood.

"To the end of the twine, next the hand, is to be tied silk riband; and where the twine and silk join, a key may be fastened.

"The kite is to be raised, when a thunder-gust appears to be coming on, (which is very frequent in this country) and the person, who holds the string, must stand within a door, or window, or under some cover, so that the silk riband may not be wet; and care must be taken, that the twine does not touch the frame of the door or window.

"As soon as any of the thunder-clouds come over the kite, the pointed wire will draw the electric fire from them ; and the kite, with all the twine, will be electrified; and the loose filaments of the twine will stand out every way, and be attracted by an approaching finger.

"When the rain has wet the kite and twine, so that it can conduct the electric fire freely, you will find it stream out plentifully from the key on the approach of your knuckle."

## Tokyo Kite Museum

During our recent (non-kiteflying) holiday to Japan we found time to visit the Kite Museum in Tokyo ("TAKO-NO-HAKUBUTSUKAN" in Japanese) which exhibits mainly typical Japanese traditional kites, "Edo Nishiki-E Dako", and other Japanese kites from all over Japan, together with kites from China and other Asian countries.


A wonderful and eclectic mixture of kites, posters, banners, badges, ..... well worth the visit but a bit tricky to find.





## Tokyo Kite Museum

The museum occupies the 5th floor of TAIMEIKEN, a well-known restaurant, located in downtown Tokyo. Shingo Modegi, the former owner of the restaurant, is one of the greatest kite enthusiasts and founded this museum. The museum's floor space is rather small compared with any other kite museums in Japan, but its collection has up to 3,000 items and the museum is known as one of the unique kite museums in the world. The Japan Kite Association has its head office in the museum. See [http://www.tako.gr.jp/english/Tokyo\\_Kite\\_Museum.html](http://www.tako.gr.jp/english/Tokyo_Kite_Museum.html) for more details.



## Bits & Pieces

### CAA Compliant Streamers

Those of us who apply for height clearance from the CAA will be familiar with the rules regarding red and white tubular streamers which should be attached to the lines of kites flown above 60m. There has been recent discussion, complaining that these are not commercially available, so I have taken steps to rectify this.

Andrew Beattie now has stock of both designs of streamer.

The small one to be attached at intervals of not more than 100m or the larger one to be attached at intervals of not more than 200m.

The design includes:

- ◆ A webbing leading edge and long bridle which means that the streamer has some stiffness to help inflation but no spar that might get broken.
- ◆ A drawstring and toggle on the trailing edge to enable to flier to adjust the back pressure sufficient to provide inflation without excessive drag.
- ◆ A ball bearing swivel.

The small one is £12 and the larger is £18



For a reminder of the regulations concerning kites see [www.caa.co.uk/General-aviation/Displays,-events-and-activities/Kites/](http://www.caa.co.uk/General-aviation/Displays,-events-and-activities/Kites/)

See [tug.com](http://tug.com) for more details and other items.

### Auction News

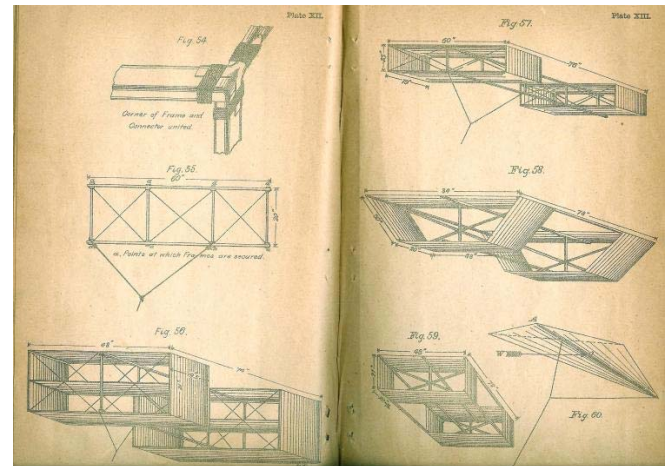
Seen on Invaluable:  
Ultra rare 1896 American ephemera work on kites.

#### Description

This is an ultra rare impossible-to-find set of 2 illustrated antique papers on kites: the first is from 1896 and features 21 plates with a total of 79 figures and details of kites, the second paper from 1897 has 23 figures in the text, both of

these papers were bound together in contemporary pebbled brown cloth.

It was published by the USA Weather Bureau and titled "The Mechanics and Equilibrium of Kites".



It did not sell.

### Feng Zikai 1898-1975 Chinese Watercolour Fly Kite

Painting of children flying kite scene; Chinese ink and watercolour on paper; framed; signed Feng Zikai (1898-1975), Chinese painter, pioneering manhua artist and essay author; inscribed with 1 artist seal.

Estimate \$800-1500



**From CHEK News**

Esquimalt man's high-flying hobby deemed a hazard to Victoria Inner Harbour flight traffic.

A very high flying kite caused a brief disruption for air traffic coming into Victoria's Inner Harbour on Tuesday afternoon. Victoria police were alerted by NAV Canada, which operates the country's civil air navigation system, about the problem around 2 p.m.

It was estimated the kite was flying at about 1000 feet (300m) over Esquimalt. CHEK News photographer Rod Park tracked the kite flyer down in the yard of Ecole Victor-Brodeur on Head Street not far from the water as he was slowly bringing it back down.

"The police showed up," said Neil Parman. "I do want to know the rules, I'm not trying to break the law."

Canada's Aviation Regulation 602.45 doesn't lay out specific distances but states "No person shall fly a model aircraft or a kite or launch a model rocket or a rocket of a type used in a fireworks display into cloud or in a manner that is or is likely to be hazardous to aviation safety."

The disruption was brief and did not appear to directly affect any flights arriving at Victoria's Harbour Airport. VicPD continue to investigate and will be in contact with Transport Canada regarding the case.

**From Amazon**

Flying Kites at Night with Lights: A complete guidebook to creating a light show in the sky by Glenn Davison.

Available in Kindle or Paperback formats. The descriptions says "Kites can be flown at night with powerful LED lights that use tiny batteries to create amazing effects. This guide gives you all the details about the lights, kites, and connections so you can put on a show in the night sky".



The contents list has the types of kites, the types of lights, batteries and weights. It goes into how to attach the lights to create patterns and shapes.

The resource section is USA centric but may give some ideas for the UK.

Priced at £2.97 for Kindle and £3.69 for paperback. It is only 51 pages though.

**Tedx Talks**

Nic O'Neill, president of the American Kitefliers Association, takes us to the sky through her passion for kites. Whether standing on the beach making aerial loop-de-loops or being pulled up a snow-covered mountain on skies, Nic shows us the freedom and magic of kites.

Her talk includes a demonstration of indoor kite flying as well as an invitation to be changed when you go fly a kite.

"Kites have defined my life ever since I was introduced to them. Through the magic of flight, I have travelled the world, met countless people that have influenced the person I am today, and have ultimately found true love. I believe that it is my job to help spread happiness in the world, and elevate those around me during the short time that I am here.

"It isn't through luck that I found my way here, it is through taking a chance at every opportunity, even if I knew I might fail. I fly just about anything, but love flying indoor single lines. In the last year I have been helping out the AKA as a Director-At-Large, managing the social media side of the house, and as the acting National Kite Month Chairmen. I have also recently launched my own kitebuilding and kite flying business, and I am completely blown away by the resources, support, and people that have chosen to be a part of that journey."

This talk was given at a TEDx event using the TED conference format but independently organized by a local community.

See the talk on Youtube. [www.youtube.com/watch?v=5qADGVBNxfQ](http://www.youtube.com/watch?v=5qADGVBNxfQ)

**SAVE OUR SEAS #OCEANRESCUE**

Dave M on Kite Weekenders forum recently posted this:

I have watched and listened so much over the last few years and also living next to the sea for all of my life about the ever growing problems and issues with plastic in our Oceans and along our coastlines.

Not just around the UK, but across the entire planet, and perhaps not for affecting us too much, but the people we leave behind may see entire species eventually wiped out.

Sky TV have been spending lots on promoting awareness, and the recent TV series Blue Planet by David Attenborough showed some frightening scenes of just what happens even as far away as the Antarctic, with an Albatross regurgitating plastic to feed her young.

Through kites, I had an idea of creating even

## Bits & Pieces

more awareness, however large or small, but have spoken with Sky TV, who cannot commit to any funding, but were happy to try and promote us wherever possible, by just using #oceanrescue tag on Facebook and Twitter. (with pictures to help).

On the back of this I have spoken with Alison and Lindsay about trying to do something at Margam Park in 2018.

Wales are promoting cleaning up their beaches next year, so the idea all fell together quite well, and Margam will not be the only Kite Festival we could do this at, another closer to home for me springs to mind .

The idea was that the Air Banner could be flown with simply stating SAVE OUR SEAS #OCEANRESCUE. Plus an empty plastic drink bottle, just one or two tied off to the kite line close to the bridle point on any fish or sea creature type kite.

I would also hope to get some literature printed, that would enhance and explain to people what the empty bottles were all about, and if I can make it happen, a clean the beaches campaign locally, with members of the public getting a FREE starter kite, in exchange for a bag of plastic from our beach.



### Minchinhampton Kite festival 2018

Alfie Jobbins writes:

We are looking to raise £1000 to help us get this event to it's best capabilities, we have taken on board previous issues but in order to resolve them we need your help and support!

You can donate through Justgiving at [www.justgiving.com/crowdfunding/alfie-jobbins](http://www.justgiving.com/crowdfunding/alfie-jobbins)


There is also a Justgiving page for the Brighton Kite Festival at [www.justgiving.com/crowdfunding/simon-hennessey](http://www.justgiving.com/crowdfunding/simon-hennessey)

### Kite Jewellery

Seen on JCK.com an article called "Let's Go Buy a Kite".

The article is about kite shaped jewellery and says: No overnight sensation, kite-shape jewellery—referring to the stone or the overall shape of the design, in this case—is a fantastic option for most shoppers. In ring form, the shape elongates the finger, making it an excellent choice for nearly everyone (especially someone with short, stubby hands like mine!). In a pendant or pair of earrings, it's somewhat seductive, with a slinky, geometric style.

The shape can be as playful as it can be tough: airy and colourful like an actual kite, or fierce and protective like a shield. You might also want to call it a diamond shape. Technically, a true kite shape would be flatter or more angled on top, rather than possessing perfect symmetry, but I've rounded up a bit of each variety because it's just such a good look for the holiday season. I can't quite put my finger on exactly what it is about the pointed silhouette that makes it so festive, but can you see it, too? Time to get stocking!



The above is priced at \$1400 and available from [www.moratorium.nyc/collections/iridescent-sterling-silver/products/iridescent-kimers-full-necklace](http://www.moratorium.nyc/collections/iridescent-sterling-silver/products/iridescent-kimers-full-necklace).

### Kite Flying and Cricket

The third Test match played by India against Sri Lanka at Feroz Shah Kotla in Delhi. During the match, a flying kite fell on the ground when Indian team was fielding. For the first time in cricket, Indian skipper was spotted flying kite during the international match.

For a few moments, Kohli was spotted trying to fly the kite during the match. People are fond of

flying kite in Delhi, which was reflected in the match.

**North youth to fly high at Italian kite fest**

A group of Northland (New Zealand) youth are heading to Italy next year as guests of honour at one of the world's biggest kite festivals. The 17 rangatahi and seven adults, from all over the Mid and Far North, have been invited to represent Maori at the 10-day Artevento International Kite Festival, which is held in the seaside town of Cervia every April.

The 2017 event drew wind artists from 40 countries and an estimated 300,000 spectators. Every year the organisers focus on one or two "cultures of honour" — for the 2018 festival they have chosen Thai and Maori.

While in Cervia the Northland group, travelling under the banner of the KaiMatariki Trust, will make and fly traditional manu tukutuku (kites), perform haka, poi and waiata, teach flax weaving, and share traditional games such as ki-orahi and ti-uru. They will also take part in Anzac Day commemorations at a nearby Commonwealth war cemetery and a civic ceremony in San Marino, one of the world's smallest countries.

Maori were particularly popular in the Cervia area because of the World War II heroism of 14 soldiers of the Maori Battalion, who lost their lives resisting a German attack while a few hundred villagers fled to safety, Mr Brown said.

Mr Brown said the connection with European kite festivals started when he taught a kite-making workshop in Ngaruawahia in 2005. One of the participants, a Frenchwoman, passed his details to the organisers of Europe's biggest kite festival, in Dieppe, France, who invited him to the 2006 festival.

When Mr Brown and his family returned to Dieppe last year he bumped into the long-time organiser of the Cervia festival, the biggest in Europe after Dieppe, who invited him to bring a group to Italy as guests of honour.

**From the Telegraph**

*My grandfather, the high-flying photographer Christopher de Hamel*

Christopher de Hamel's forebear was strapped to a kite and handed a camera. What happened next?


I once gave a lecture which involved manuscripts formerly in the library of Lord Middleton. For a change of slide at one point, I showed an early aerial photograph we have at home of Middleton Hall, near Tamworth, and I remarked conversationally that this picture had been tak-

en in the 1890s by my grandfather, then aged six, tied to a kite.

Afterwards people told me that this was not believable and they expressed outrage that a child could ever have been sent up on such a mission. With a little enquiry I found that the photograph had been reproduced in a book about the atmosphere published in 1897, simply describing it as having been recently taken from a kite flown at 400ft above the ground. I wrote to my father, then still alive, to ask for confirmation of the family legend.

The story is that the improbably-named Egbert de Hamel (1844-1925), my great-grandfather, had the tenancy at Middleton. He was a keen amateur photographer. Through membership of the British Association for the Advancement of Science, he came into the acquaintance of Baden Baden-Powell (1860-1937), younger brother of the scouting pioneer. Captain Powell, as he was at the time, had served with the camel regiment of the Scots Guards in Egypt and the Sudan. He had been experimenting with the use of kites for military aerial reconnaissance, to be safer and less visible to an enemy than gas-filled balloons, which were then the only possible alternative.

In 1895 Powell brought his prototype across to the Middleton estate for trials. It was called the "Levitor". It was a vast hexagonal leaf-shaped webbed kite with a basket attached beneath, into which the photographer was to insert himself. In the event, the contraption was found to be unable to lift a man off the ground, for it already weighed over 100 lbs and the camera was heavy.



Bits & Pieces

At first my great-aunt Kathleen, then aged 10, was delegated for the task, but she also proved too large, an affront she was never allowed to forget (I knew her too). Finally, little Alex de Hamel, a small child with a slight stammer, who had been watching from the sideline, was instructed to climb aboard.

The practical difficulty, as recalled in later life by Kathleen, was getting up enough speed to lift the kite. The rope was attached to a cart-horse, which was goaded to trot briskly across the park, but, as the wind caught the kite, the horse too was for a moment quite unexpectedly dragged up backwards into the air. As reported, this sight alarmed my great-grandmother watching from the house far more than any danger to her own son clinging beneath the kite. Two more horses were attached and then the Middleton farm dray, to provide weight, and the team again set forth and the kite and its juvenile passenger finally rose unsteadily over Middleton Hall, to applause from the bystanders.

To judge from the photograph, the estimated height of at least 400ft is credible; it actually looks higher. My grandfather, as he recounted later, was more frightened of dropping his father's camera than of falling himself. It was presumably a glass plate camera, and he would have had to lift the cover from the lens when he judged that the view below was appropriately positioned.

The earliest aerial photographs from balloons were made in the late 1850s. Pictures taken from kites were originally pioneered in 1888 by Arthur Batut in France but they had made use of cameras with shutters triggered by slow-burning fuses. We were always told in the family that the ghostly image of Middleton Hall and its outbuildings from far above in 1895 was the first aerial photograph taken by any person who had actually been flown with the kite itself. Pictures from aeroplanes were not attempted until 1909.

From Facebook



Many of you will remember Andre Cassagnes—the great innovator in kites (and other things) who passed away in 2013.

Michel Gressier has created a page for Andre with many photographs being posted about him and his amazing kites. Michel

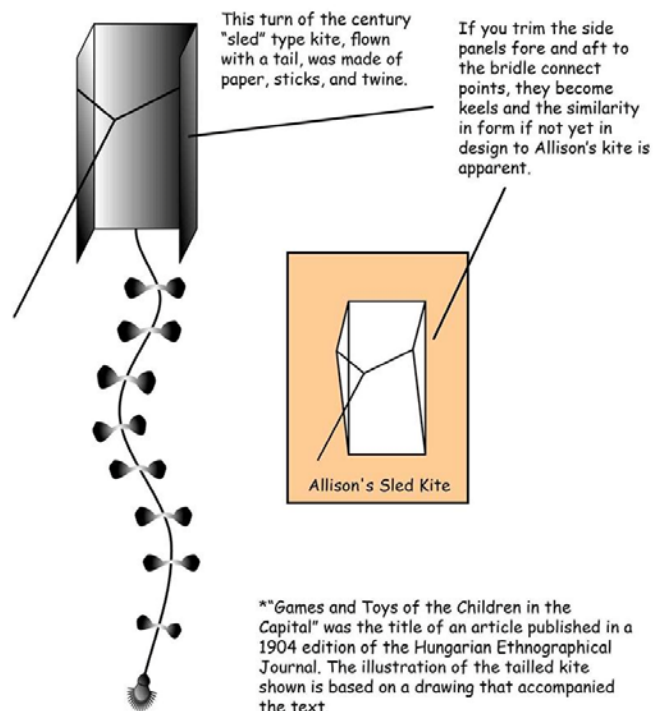
says “It is a page, a tribute to André, to disseminate, communicate, inform and collect all information, testimonies, on all his creations.”

Contacts:  
Cassagnes.Heritage.Groupe@Gmail.Com

Eden Maxwell found and published the following.

Illustration (G)

\*Buda Jewish Kite, circa 1904



Mumbai: Ace kite maker who has never flown a kite

Two boys in the Imamwada area in South Mumbai run to Dongri Kite Centre to buy a torn kite. "If a kite tears while it is being made, it sells for less, as less as Re 1. But we do not have any torn kite," says Mohammed Tahir, the kitemaker at the shop. Even as the boys return dejected, Tahir says that his nearly 30 years in the profession has ensured he makes kites with precision.

A native of Kolkata, Tahir was 12 when he first came to the city looking for a livelihood. After dabbling with various odd jobs, including that of a mechanic and in the leather industry in Kolkata, Tahir was told by an acquaintance to come to Mumbai to make kites. "The lure of coming to Mumbai to see actors made me agree initially," Tahir says.

It took him five years to learn by watching other artisans how a kite was made. "It is not a single person's job. Artisans like me create a design with multiple colours and put it together

Bits & Pieces

by cutting and pasting paper as many as 24 times. I can now make 2,000 such designs per day," Tahir says.



When he began, he was given Rs 35 per day for 2,000 such kite designs and now earns around Rs 400. "After the design is put together, there are other artisans who give it a shape by putting wooden sticks around it. Then, the kite's structure is glued and finally a thread is woven around it for strength," he explains. He adds that the entire process may take days, but veteran artists can make 100 kites in a day. Tahir says he has himself made at least seven varieties of kites specifically based on their sizes including, pawna, adda and majhol. They are sold anywhere between Rs 2 to Rs 15.

Tahir says that though kite-making remains a livelihood option for many, its sale has reduced as many youngsters in cities do not fly kites anymore. "They are playing games on their phones now," Tahir says, dismayed. For a few years, Chinese kites and sharp glass manjas also dipped sales. "They have been banned now, but people still come asking for glass manja as it did not break easily," Tahir said. It is during the four months of winter that the sales increase, he says. "But Mumbai does not have winter anymore," he said.

Despite being in the profession for nearly three decades, Tahir says he has never flown a kite. "Back home as a child, I was more interested to be a kite-runner. After a few bad incidents, including being almost run over by a vehicle, I decided to never fly kites or run behind the falling ones. Fate had other plans and many years later, I became a kite-maker," he says.

**From the Rochdale Herald**

Several million Irish sign petition to tie Bono to a fecking kite.

The good people of the Emerald Isle know how to take advantage of this windy bollocks

A petition to "tie Bono to a fecking kite" is now the most popular petition of Irish origins on change.org. The petition has now reached

2,375,000 signatures, roughly 50% of the population of Eire.

It goes on to describe Bono and their opinion of him (which we will not reproduce) plus describes other aspects of Irish life in a—not very pleasant way—it was the ehad line and the following that caught our eye.

*Taoiseach Varadkar has confirmed that any petition or referendum passing 2,470,000 (or 52%) will force Eire to follow recent European precedent and do anything, no matter how foolish, for that shall be the declared will of the people. ☺*

**White Horse Kite Fliers Workshop**

The White Horse Kite Flyers will be holding a workshop on the 3rd/4th February 2018 at St Josephs School in Swindon.

The workshop will be Pauls kite "The Twist", colours of which you can choose yourself. The cost of the workshop will be £95, which as usual covers lunch on both days and free running tea and coffee.

A deposit of £50 is required, if you pay BACS could you make it known it is for the workshop. As per normal restaurant will be sorted out for the Saturday evening meal, which the price of is not included in the workshop price.

If you are interested could you please let me know ASAP and i can sort out numbers etc. You can either PM me or E mail me via Facebook.

There may be some spaces still left so contact them through the Facebook page [www.facebook.com/groups/120683024610977/about/](http://www.facebook.com/groups/120683024610977/about/)

**Gloucestershire Poppy Appeal**

The poppy appeal was supported by Paul and Mark Powell, son of Cheltenham kite pioneer Peter Powell, who run Peter Powell Kites flew the legion's Poppy kite atop Cleeve Hill overlooking Cheltenham for the launch- although, unusually for the location, a lack of wind meant they had to fly the kites from the back of a ranger's truck.



## Event News

### North Hants Kiter's Jolly Up 22—April 28th & 29th

Gate open from 12noon on the Friday...

The site is located in the village of Cliddesden, just south of Basingstoke (not far from J6 of the M3). On-site camping is available from Friday midday onwards (£10 per tent/camper for Fri and Sat night).

Fish and chips available on the Friday evening (via the zipwire!) from 6pm to 9pm. Please order and pay at the bar. There will be Hot food on the Saturday evening (£8.00 and *please* bring a plate and cutlery where possible!)

Once again we will be doing Jacket Potatoes at lunchtimes over the weekend, and Bacon rolls will be available on both mornings.

The Auction will be held on the Saturday evening, and any donations gratefully received before or on the week-end (*before 4pm please* if possible to give us time to set it all up and Hayley to sit down for a while (-: )

We may run the Beer Lift competition, wind permitting, same rules as before.

Roy's Refreshment Tent will be open for Business, normal rules apply..

For further info, please either contact:

Roy on 07778 352825  
Colin on 07770 338419  
Or e-mail roy@kitesup.co.uk  
For orders: hayley@kitesup.co.uk

You can pre-order your tee-shirt / poloshirt, etc. Please email Hayley if interested in doing so.

Please Note: this is NOT a Buggy/Boarding weekend, thank-you.

### Basingstoke Kite Festival—June 2nd & 3rd

At Down Grange Sports Complex, Pack Lane, Basingstoke. From 10am to 5 pm (both days)

Come along and help us to celebrate our 26th Festival and join in the fun!!!!!!

Guests from Home and Abroad will be joining in, and as well as things going on in the display arena, there will be the usual array of activities, along with various Kite & Food traders.

A raffle is held over the weekend with lots of donated kite related prizes, donations gratefully received!

On Saturday evening we will have our usual Social Get Together in the marquee, and all are

welcome (There is a small fee if you would like to join in with the Buffet, please pre-book and pay on the Saturday morning, from the Raffle Team as available numbers are very limited!)

Camping is available on the Friday and Saturday evenings only, for £10.00 (payable on the weekend) and you will be able to get onsite from 1pm onwards on the Friday, no earlier please! (Council stipulation) There are Showers and Toilet facilities on site.

Come along and join in, and we look forward to seeing you there!!!

Contact: Alan Cosgrove (Main festival Organizer) 01256 421800  
Roy Broadley (Kites Up) 01256 812487

### Events in Somerset

This is a notice of to kite festivals planned for 2018 on the sands of Somerset.

Any further information or photos please call on 01278 238714  
or gaynor.brown1@talktalk.net.

#### *June 2nd & 3rd Berrow Beach Kite Fest.*

We plan to feature both Power Kite Buggy racing and STACK kite competitions on the miles of sandy beach with ample parking. Above the display field will host a programme of kiting shows and competitions along with our usual 'Learn to Fly area'. Kite traders and crafters sit alongside food and drink facilities including a picnic area and play ground.

Saturday kicks off with the crafters, stalls, displays and Learn to Fly open from 10a.m. Parking is on the beach from 10a.m. with races and competitions from 11a.m. The programme runs through to the illuminated kite display, live music and bar from 8p.m. on Saturday evening. Sunday's programme finished at 5:50p.m.

#### *September 8th & 9th Burnham-on-Sea Beach Kite Fest.*

The fifth kite fest at Burnham-on-Sea's incredible seafront adjacent to the Pavilion on Beach 3. We are once again hosting power kite exhibitions and kite competitions. We are growing year on year towards the famous historic nine legged lighthouse with a large number of inflatables visiting, the very popular 'learn to fly' area and instructors to hand. Visit kite traders, crafters or eat in the many local cafes.

The illuminated kite display starts at 8p.m. on the Esplanade.

The site opens at 10a.m. both days with races starting at 11a.m. Our busy day extends until 9p.m. on Saturday to include the illuminated kite displays and finishes at 5:30p.m. on Sun-



day evening.

If you wish to attend wither event there are ample parking facilities available but if you join us as club kites or racers you will need to register for a free parking permit. Overnight camping is organised for kites and again requires booking as space is limited.

Crafters and traders wishing to join us—please call the same number to book space 01278 238714 or see our Facebook page. Updates and daily programme can be found on [www.burnham-on-sea.com](http://www.burnham-on-sea.com).

### Events from the Kent Kite Flyers

2018 is already shaping up to be a busy one for Kent Kite Flyers with events in Kent. With the lack of funding/sponsorship around most of our events are one day, so would be of interest to those who happen to be nearby on the dates or it is not too far for kiteflyers to come along and support.

Our event list so far confirmed is as follows:-

9th June; 3rd annual Kites on the Beach, Walmer Nr Deal Kent CT14 7HJ

5th August; 2nd Annual Wind and Kites Festival Betteshanger Country Park nr Deal Kent CT14 0BF

11/12th August; Teston Kite Festival, Teston Bridge Country Park Nr Maidstone Kent, ME18 5BX .

This is a two day event, with camping from Friday 10th until Monday 12 noon on 13th. Pitch fee £10 for up to 4 persons. Informal event for kiteflyers to meet and mix with the general public to promote and encourage kite flying

1st and 2nd September; Milton Creek Country Park, Saffron Way, Nr Sittingbourne. ME10 2EX.

Camping has been agreed, further details to be arrange.

23rd September, The Capstone Festival, Capstone Country Park, Capstone Road, Gillingham ME7 3JG

These dates are for your diaries, a further update in the next edition of The Kiteflier. Also on our website [www.kentkiteflyers.com](http://www.kentkiteflyers.com) and Facebook page.

Contact [Malcolmf@kentkiteflyers.com](mailto:Malcolmf@kentkiteflyers.com)

### Portsmouth International Kite Festival 11th & 12th August

Portsmouth City Council continues to support the kite festival. There is no reason why peo-

ple cannot fly on the Monday but this would be unofficial.

This year celebrates the 27th Portsmouth International Kite Festival and the theme is "Kites and Art".

Planning is in the early stages and more details will be available in the April edition or on the web site [Portsmouthkitefestival.org.uk](http://Portsmouthkitefestival.org.uk).

**Free parking** is available for KSGB members on request from us IN ADVANCE. No passes will be available at the site. Send SAE or email us with your name and car registration number. Please note that each pass will be specific to you and NOT transferable. Your name and registration number will be printed on the pass. Also note that if you do not supply the registration number you will not get a pass.

Finally a CAR pass does not equal a CAMPING pass—a separate pass is required for CAMPING.

**Camping** is not officially permitted on site by the council. This year the festival is again being run in conjunction with Portsmouth City Council and they are being pressured by local residents and councillors to keep the number of campers static.

Some passes will be available to other non guest kitefliers. The process and rules are:

Camping is only open to Kite Society members or affiliated club members.

A ballot will be used to allocate any spare passes. Therefore anyone who wishes to enter the ballot **MUST** request a pass from us together with the vehicle registration number.

All requests for camping must be with us by **31st May**. We will notify both successful and unsuccessful people by the **8th June**.

It is important to note that this concession is only between **Friday 10th August 10am until Monday 13th August noon**. You will be moved if you arrive earlier or stay later. Please do not abuse this concession.

Send requests to: [portsmouth@thekitesociety.org.uk](mailto:portsmouth@thekitesociety.org.uk).

Note requests for camping will NOT be acknowledged—we have better things to do! - unless you ask for a read request via your email system.

## Sport Kite Pair/Team Facebook group—Lex Kraaijeveld

[Reproduced from the Blog flyingfish-kites.blogspot.co.uk with permission]

You may have already seen it on Facebook, or, even better, you may have joined already. It's an idea I had in the back of my mind for quite a while, but I just never got around to make it reality: a Facebook group dedicated to pair and Team-flying.



Focus of the group is on getting as many sport kite pairs and team around the world represented, whether they're competing at world level, or just having fun in their free time. I'm especially keen to have all levels of competence as part of the group. Plus, of course, anyone not part of a pair/team, but simply interested in the sport. And just to be clear, I consider dual-line and quad-line kites both to be 'sport kites'; not going to be a line-ist!

I must say that only a month after starting this group, I'm very happy with the response so far. At the time of writing, the group has 191 members, and 69 pairs/teams are represented. A further 19 have been invited, and for 11 I don't have any contact details (yet). So that brings the total list to 99 pairs and teams, and I'm under no illusion I've found them all. So there will easily be well over 100 sport kite pairs/teams in the world!

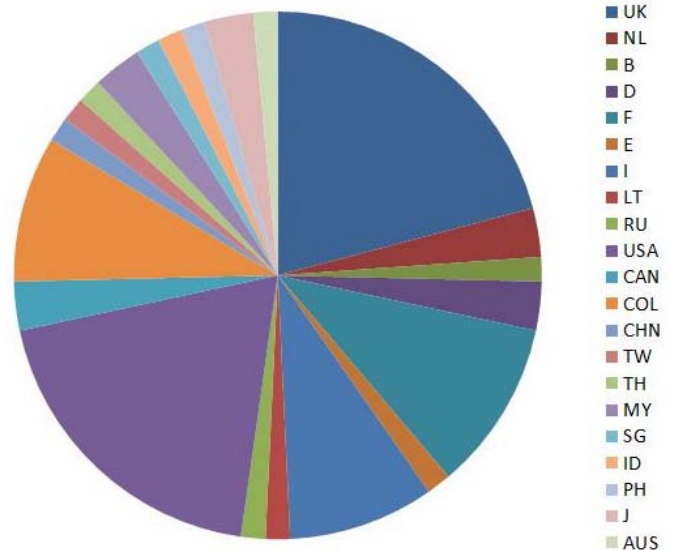
Where are these pairs and teams based? If we look at continents first, just over half are based in Europe. Another third are from America, half of that again from Asia, and a single team (so far) from Australia. No doubt there is a bit of a bias in favour of Europe and America, as I'm more likely to be aware of pairs and teams from these continents; Asia is surely underrepresented at the moment, and I'd be surprised if there really is only one team in Australia.

Breaking things down into countries shows 21 countries are represented in the group at the time of writing. Nine European countries (UK, Netherlands, Belgium, Germany, France, Spain,

Italy, Lithuania and Russia). UK, France and Italy make up the bulk of Europe.

Of these three, the UK is overrepresented (simply because I know all UK pairs/teams personally) and France is currently underrepresented (there are at least another ten or so French pairs/teams I know about who are not yet represented in the group). Pairs/teams from three American countries: USA (providing the majority of American pairs/teams), Canada and Colombia. Eight Asian countries (China, Taiwan, Thailand, Malaysia, Singapore, Indonesia, Philippines, Japan), each represented by one or two pairs/teams.

As I mentioned above, Asia as a whole is definitely underrepresented; I know of several more pairs/teams in China and Japan, for instance. And then one team from Australia.



So which parts of the world are conspicuous in their absence? No representation from Africa, and I'm not aware of any African pairs/teams. Best chance of there being one is maybe South Africa? Lacking from Europe is Scandinavia as a whole, nothing from central Europe, and very few from eastern Europe. Only three countries from America; no representation from central America and the Caribbean, and only one south American country. I do know of an Argentinian team which I've invited, but nothing from Brazil or Chile? Spread of countries from the Far East (and, as I said, I'm sure I've missed many from that part of the world), but nothing from India? Nothing from the Middle East; anything happening in Israel? And, as I said, I'd be surprised if there is only one team in Australia.

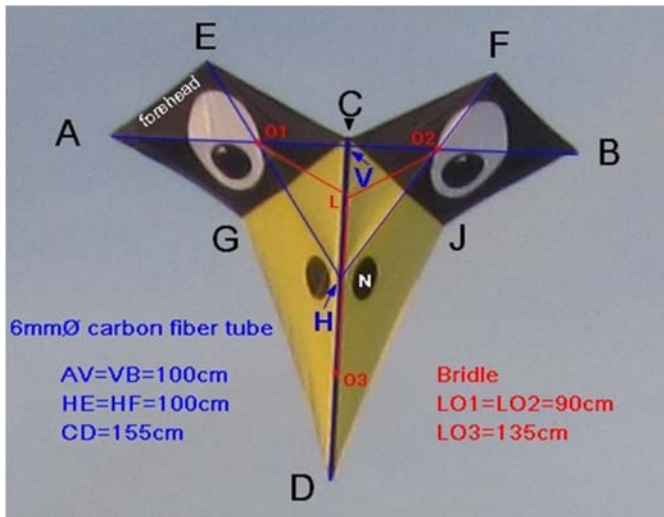
If you're reading this and you would like to be part of the group; simply go here, and request to join. And if you know of any pairs/teams in parts of the world not represented in the group yet, feel free to drop me a note.

# Big Beak



Association Fécamp:  
Atout Vent

In tribute to skillful kite designer and buggy master Charley Watson from New Zealand, we bring to you a version of his BIG BEAK, a bird's head recalling a toucan's.



It is 2m wide and long, weighs about 245g for a sail area of 1.4sqm. It supports a wind window from 1 to 3 Beaufort. Gildas THOMAS re-examined the design and suggested this kite plan for a collective workshop.

### Drawing the Plan

All dimensions are in cm. The kite is symmetrical according to CD.

- Draw DC. At 140cm from D raise a 100cm perpendicular to mark point A.
  - With C, then A as centres, draw the arcs of 62cm radius intersecting at E and G.
  - Draw GD.
  - Point H is the centre of a 100cm radius circle through D and E (and F symmetrical to E).
  - The axes of the "white of the eye" cross at the intersection of the diagonals AC and EG.
  - The Ø18cm pupil is tangent to AC in its middle.
- Add 2cm for hems (AE, EC, AG, CF, FB, and BJ) and 1cm for assembly seams (CG, CJ and CD).

Warning: the spreader AB is curved, it passes in V; bridle points O1 and O2 may be determined only after complete assembly of the frame, spreader being bowed (about 35cm between V and the tensioning line).

O3 is the location of the third leg of the bridle tied to the spine. The weave direction is shown on the plan.


### SEWING TIPS:

Each will use one's familiar method to put together the various parts. However, and especially for newbies, here's a description of proceedings you may adopt to avoid ending up with too much fabric to pass under the arm of the sewing machine, or annoying "ripper" sessions.

Hems, reinforcements and pockets for the spars are on the upper surface (sky side).

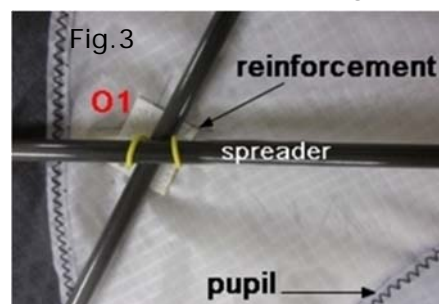
#### 1. Sewing the Hems:

- Sew all left "forehead" seams that is AE, EC, AG and right forehead BF, FC, BJ) inserting the reinforcements A, E, F and B inside hems (folding twice 1cm). (See Fig.1)
- Sew the half-beaks hems namely GD on left half-beak and JD on right half-beak (do not sew reinforcement D for the time being).



#### 2) Sewing Eye and Nostrils:

- Sew the pupil on the "white" of the eye (upper side) appliqué style using short and narrow zigzag stitch (if possible meet the alignment of the weave for the superimposed parts) (Fig.2)
- Sew the same way the "white" of the eye on the upper surface of each half-forehead.
- Cut out the under skin alongside the stitching line (inside the ellipse)
- Remove the extra fabric from the upper side (outside the ellipse). (Fig.3)




## Big Beak


- e) Sew the two nostrils on each half beak (on lower surface for dark fabric and upper surface for light colour fabric).

### 3) Beak Assembly:

- a) Assemble the beak by superimposing the CD lines and sew (straight stitch) along the drawn line. Then sew the extra fabric margin on either side (zigzag.) (Fig.4)



- b) Fix the reinforcement D on the upper side. Sew an 80mm long velcro (hooks part) tunnel for the spine and the Velvet portion to be folded over onto the hooks, tensioning the sail on the spar. (Fig.5)
- c) Install the 25mm ripstop ribbon as CD over the three lower surface side seams (Fig.6)



### 4) Assembly of the Sail:

- a) Sew half foreheads on the beak using a folded seam towards the darker panel side (right side against right side sew a straight stitch on the superimposed lines).
- b) Open the panels, fold and fasten the flap by a zigzag hitch). (Fig.7 & Fig 9)

### 5) Sewing Pockets for Spars:


Attach pockets in A, E, C, F and B. (Use the spars to help find the angle that suits.) Hot pierce two small holes through pockets using a soldering iron either sides of the spreader at A and B to fasten the tensioner (as for a Sanjo Rokkaku kite).

### 6) Assembling:

- a) Thread the reinforced clear tube through on the spar at 1m from D. (Fig.8).
- b) Place the cross connector and clip in V (Fig.9).
- c) Insert the foot of the spine inside the scratch tunnel without folding the velvet strip.



- d) Place the EH and HF struts in the clear tube and insert the three ends of the rods in their pockets E, C and F.



### 7) Tensioning :

- a) Tension sail along the longeron from beak tip by folding the velvet strip over the hooks of the tunnel. (Fig.5)
- b) The reinforced clear tube should be pushed up to equalise tension upon "eyebrows" in E and F (wait for sail and the armature to be accustomed to each other to glue the clip).
- c) Once bent by the tension of the slide the spreader will bear on the clip which is to be bonded (cyanoacrylate) at 5cm from C. (a 5cm tube threaded on the spine between C and D can also do the trick)

### 8) Bridles:

See illustration on page1.

A sheet bend or weaver bend is recommended in L because it facilitates a left/right adjustment sliding towards O1 or O2 and trimming of incidence angle by lengthening or shortening DL.

As for Eddy Kites, Big Beak smarts a steadier flight when the sail is not too tight. If it sways too much, slide down the connector H towards D a little.

This plan is for non-commercial use.

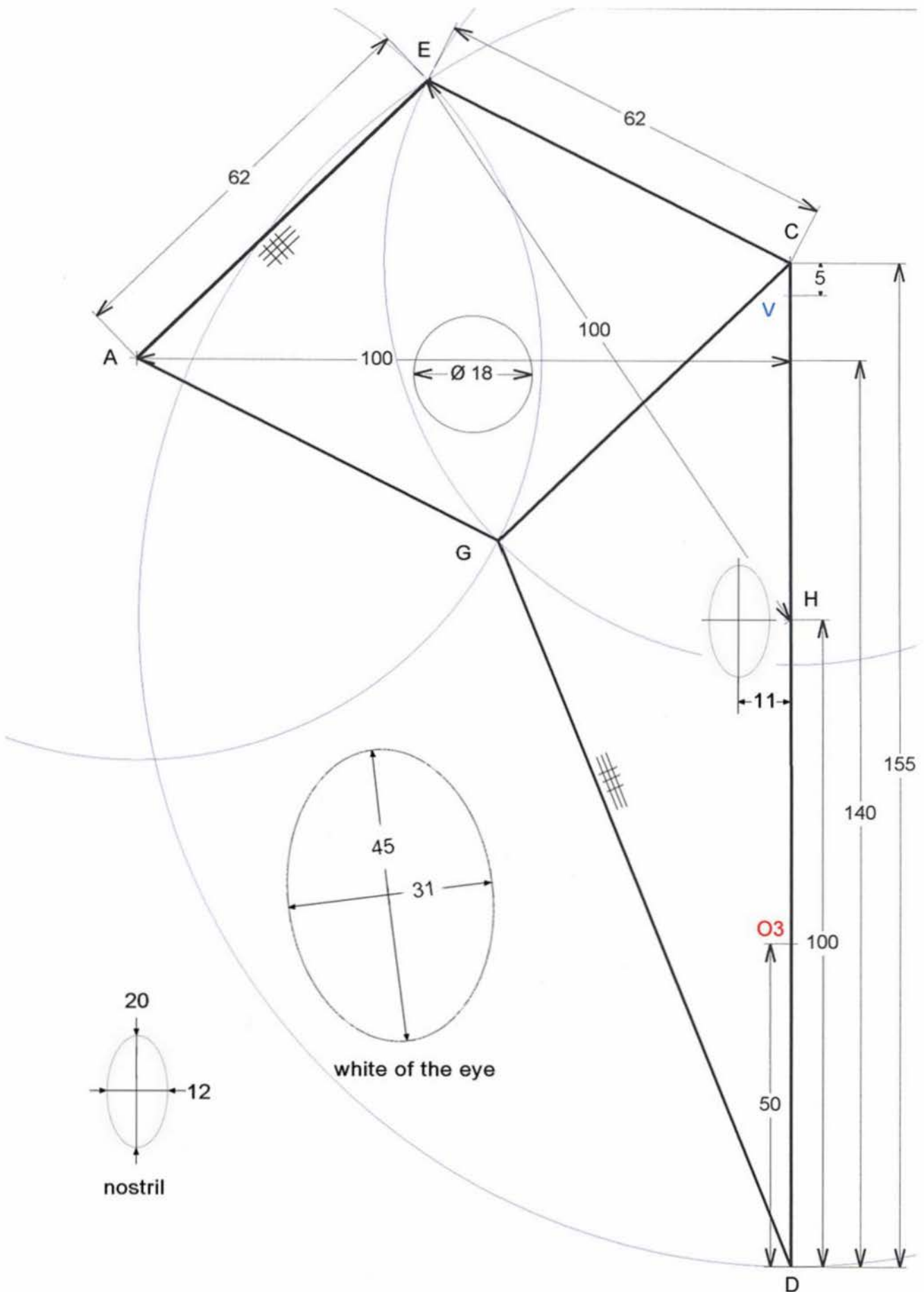
### FECAMP : ATOUT VENT

Atelier-local « Espace Henri Dunant »  
rue Henri Dunant - 76400 Fécamp

Courriel : fecamp.atoutvent@laposte.net

<http://fecamp-atout-vent.over-blog.com/>

Big Beak



## Big Beak

Ref. in picture	Parts	Items/size	Material	Colour
Forehead	forehead diamond	1G & 1D	Ripstop	chosen colour
CGD & CJD	half-beak	1G & 1D	Ripstop	chosen colour
O	eye	2	Ripstop	chosen colour
P	pupil	2	Ripstop	chosen colour
N	nostril	2	Ripstop	black (except black beak)
CD	beak axis	1	25 mm Ripstop ribbon L=155 cm	black
A - B	reinforcement cross spar	2	Dacron sector r 7cmx70°	black
E - F	eyebrow reinforcement	2	Dacron sector r 7cmx110°	black
O1 - O2	Reinforcement bridling point	2	3 layers ripstop 2cmX2cm	matching eye colour
D	reinforcement spine foot	2	Dacron sector r 7cmx50°	black
A-B-C-E-F	pockets for spars	5	25mm Dacron L= 8 cm	black
D	spine tension	1	20 mm Velcro L=20 cm	black
V	cross junction	1	Ø6	black
H - V	blocking clip	2	Ø6	black
H	vinyl tubing connector	1	Ø6	clear
	4 hole button (slide)	1	Ø20mm	
A B V	tensioning line	3.30m	polyamide braided line 45Kg	white
O1O2 - O3L	bridle	4.15m	polyamide braided line 45Kg	white
AV-VB-HE-HF	spreader & struts	4X1m	carbon tube Ø6	black
CD	spine	1.55m	carbon tube Ø6	black
AV-VB-HE-HF-CD	spar ends	6	polyamide	black

<b>April 2018</b>		
7 - 8	Minchinhampton Kite Festival, Minchinhampton Common, Gloucestershire	www.facebook.com/Stroudkitedisplays
14 – 22	Berck International Kite Festival, Berck-sur-Mer, France	www.cerf-volant-berck.com
20 – 1 <sup>st</sup> May	Cervia International Kite Festival, Cervia, Italy	www.festivalinternazionaleaquilone.com
28-29	Jolly Up 22, Cliddesden, Basingstoke	roy@kitesup.co.uk
<b>May 2018</b>		
5-7	MKF Kitefliers Rendezvous Days 1 & 2, near Haverfordwest, Pembrokeshire, Wales	bill.souten@mkf.org.uk
13	Streatham Common Kite Day, London	bobcolover@easynet.co.uk
25-28	Margam Kite Festival, Margam County Park, Margam, Port Talbot, South Wales SA13 2TJ	margampark@npt.gov.uk
<b>June 2018</b>		
2-3	Houlgate Plein Vent, Houlgate, France	contact@plein-vent.fr
2-3	Basingstoke Kite Festival, Down Grange Sports Centre, Basingstoke.	roy@kitesup.co.uk
2-3	Berrow Beach Kite Fest, Somerset	gaynor.brown1@talktalk.net
9	Kites on the Beach, Walmer, Deal Kent CT14 7HJ	malcolmf@kentkiteflyers.com
<b>July 2018</b>		
7 - 8	Barmouth Kite Festival, on the beach opposite the Lifeboat Station, Barmouth, Mid Wales	mrkiteflyer@googlemail.com
14 - 15	Leominster and Hereford Kite Festival, The National Trust's Berrington Hall, Leominster, Herefordshire HR6 0DW	www.kitefestival.org.uk
<b>August 2018</b>		
4 - 5	Exmouth Rotary Kite Festival, Exmouth. [PROVISIONAL]	ellisondavid@me.com
4 – 5	Jolly Up 23, Cliddesden, Basingstoke	roy@kitesup.co.uk
5	The Wind festival, Betteshanger Country Park near Deal Kent CT14 0BF	malcolmf@kentkiteflyers.com
11 - 12	Portsmouth International Kite Festival, Southsea Common, Portsmouth.	portsmouth@thekitesociety.org.uk
11 - 12	Teston Kite Weekend, Teston Country Park near Maidstone Kent ME18 5BX	malcolmf@kentkiteflyers.com
25 – 27	Bognor Regis Kite Festival, West Park, Silverston Avenue, Bognor Regis, West Sussex PO21 2RB	www.brkf.org
<b>September 2018</b>		
1 - 2	Kites up The Creek, Milton Creek Country Park, near Sittingbourne Kent, ME10 2EX	malcolmf@kentkiteflyers.com
1 - 2	St Annes International Kite Festival, South Promenade, Lytham Saint Annes FY8 2NG	www.stanneskitefestival.co.uk
8-9	Burnham-on-Sea Beach Kite Fest, Somerset	gaynor.brown1@talktalk.net
8-16	Dieppe Capitale du Cerf-Volant 2018, The Seafront, Dieppe 76200, Normandy, France	www.dieppe-cerf-volant.org
23	The Capstone Festival, Capstone Country Park Gillingham Kent ME7 3JG	malcolmf@kentkiteflyers.com

# PLK Midi Octopus 15m x 5m approx

Usually available from stock

Or pick your own custom colours



[tug.com](http://tug.com)