

THE KITEFLIER

www.thekitesociety.org.uk



Issue 174

January 2023

£2.50

**Newsletter of the Kite Society of
Great Britain**

**New
For
2023**



HQ Rainbow
Swallow Kite



All The Fun Of The Air !



Revolution Reflex Blast

Spiderkites
Dragon Wilma



Spiderkites
Starlight



HQ
Eddy Rainbow
Peace




HQ Bouncing
Moodeez



Visit our website

www.kiteworld.co.uk

sales@kiteworld.co.uk



Pothecary Corner	4
'Plus ca change' Dieppe	9
Kite Design	17
Bits & Pieces	18
Events News	23
Events List	23
Memorial Candle	24

New Octopus Kite by Bruno Cocandea

Photo: Gill Bloom

Dear Reader

Happy New Year to you all, and let us look forward to a great year of kite flying.

We have been looking at who contributes to the magazine and taken a snapshot of the issues from 2022. It is a very select group of people! In no particular order: Allan Pothecary, Paul Chapman, Gill Bloom, Jon Bloom, Bob Cruickshanks, Tony Collins, Peter & Sarah Bindon, Franca Perletti and Colin Roberts. Many thanks to these people as without them there would be no magazine.

Editorial

Do you want to join them? Just send us something to put in the magazine.

A special thanks goes to Google for letting us search out the things you may have missed!

Some of you may already be aware that Malcolm Goodman is looking for a new home for his extensive kite collection. There is an excellent near hour long Youtube video produced by David Harper (of Bargain Hunt and Antiques Roadshow fame) <https://youtu.be/Ng2HnwIjFY8>.

David says—If you meet his criteria, Malcolm Goodman 'The Kite Man' will give you his 2000 kites! This is the biggest kite collection in the western world. Malcolm Goodman is downsizing his home and has decided that his collection of kites needs to find a new location and new owner. He's looking for the right person to take on his collection, which he's put 50 years of his life collecting and hundreds of thousands of pounds into buying.

The collection must stay in England as a whole (not to be split) it must be safely cared for in suitable premises and be displayed/exhibited to the public as a whole, or in parts on a reasonably regular basis. Please only get on touch if you are able to meet this criteria.

Let us hope these kites find a good home. If you can help contact David Harper (dk.harper@yahoo.co.uk)

See you on the field somewhere.

Gill and Jon

Membership Type	Fee
Electronic Subscription (Individual or Family)	£5.00
Household (Individual, Family, Senior)	£15.00
Overseas (Europe)	£25.00
Overseas (Rest of World Airmail)	£30.00

Whilst every effort is taken to get the details correct The Kite Society cannot be held responsible for any errors or omissions that occur. Opinions expressed in this magazine are not necessarily those of the Editors or The Kite Society.

Pothecary Corner—Allan Pothecary

All in a Swirl

I have made mention of these swirls before but this time, to round it off the 3 metre swirl makes an appearance.

They may look the same in the photo but, whilst they boast the same six HQ rainbow colours they are half the size of their siblings.



We thought this was a way to test and display the rather good lifting power of the Rainbow Checker and it did the job superbly with coded colours making for a stunning display.

We didn't think the smaller Swirls flew as well as the larger ones in low wind but in a decent breeze it was a different story. We quite like these laundry items, they can be seen from way off and take up little room in the bag. They are quick and easy to add to a line and therefore bound to be making many more appearances.

They are in stock so I'm expecting to see a few dotted around on our visits out.

Big Brother Sled

Another kite reviewed in this column a few issues back was the Flexifoil Sled.

It comes as one of the four kites in the "Buy 4 for the price of One" promotion they were (and still are) running. In fact, if you are in the market for a Flexifoil of any description, it's worth taking a look on their site first to see what might be on offer; their "Lifetime guarantee" is certainly worth considering.

I found out since, by accident rather than any marketing, that there was a larger one and that, of course, grabbed my attention. Silly me but I expected it to be much larger, well at least the equivalent size of my 3 metre HQ work-horse but, hang on, the bag is about the same size as the first one.

Had they sent me the wrong one?

No, it was about twice the size of the one I had already but looked exactly the same. It's the line and winder that takes up the most room in the bag.

OK time for side by side field test.

I was out on my own today so the line was staked because I had to flit about and make the video. A grey, very blustery day but this is England, inland.

I have to say I struggled to get this thing in the air for a while the way it was flapping about. It's all too easy to get it inside out for starters and then trying to get the tunnels filled with air to get the kite in to shape?



I imagined me writing in the magazine that Dad would be getting a bit frustrated contesting the elements by now whilst young sonny boy would already be thinking he's rather be on the swings - Oh - I was right - I just did write that!

Finally, after shoving my arms down the tunnels the kite started to behave and, this time didn't twist out of my hands to the ground and shot up in to the sky. All subsequent launches went off with no problem - I still haven't fathomed what all that was about!

As you can see from the subsequent video both kites, large and small, handle awkward winds incredibly well and, when the two have a coming together and one gets tipped, the recovery is excellent.

At the time of writing both kites were being offered at an amazing reduction so, as said before, go check the site.

Good Vibrations

Changing country of manufacture and manufacturer also meant sourcing different rods and kite sail material as well as adding an additional colour to the range of the outstandingly strong Be Bop range.

Pothecary Corner—Allan Pothecary

I use those terms because this kite has been around for years and still grossing good profits for HQ as well as being virtually indestructible.



It's the kite I would recommend when families come up and ask at festivals because I know it won't be left in the bin with some of the low cost pretenders at the end of the day and they would be able to take it out and enjoy it again on other days - even on those stupidly strong days when you hear people who have no idea say "Nice and windy! - Good day for flying a kite!"

Remember then?

It was back on a warm, summer's day when I took this out for a recheck. We had used its predecessor on many occasion during our demonstrations at events when I purposely slammed it in to ground then turned it over and relaunched, unharmed.

Of course a small kite like this will feel a bit twitchy to anyone used to flying bigger sail areas but once you have moved up then I wouldn't expect for there to be a shift back in this direction.

Nevertheless, I tried my theory out on our friend Aditya (pictured) who, after all, seemed to rather enjoy his little stint before politely handing it back.

Actually the Bebop presents a challenge to the experienced flyer as they investigate exactly how far they could take the range of its capabilities. Even I managed to perform a couple from my limited number of tricks; it just needs a very deft touch and to move about more than I can these days.

It might be worth a mention to look at the way the standoff bends. It's not always the same way for all kites but an inspection of whether the sail's trailing edge is puckered will tell say whether or not the person who assembled it (That could be you!) has got it right.



Nothing to do with us!



It's been brought to my attention that certain kite sellers about 5,378 or so miles east of where I live (or a few months by courier and frustrated emails) have been subliminally using the good name of Close Encounters Kite for the furthering of their sales of kites.

Let me make it quite clear to anyone who doesn't already know that we do not endorse the products and especially the trustworthiness and/or after sales of any far eastern kite seller or manufacture.

Just because they may have pirated a photograph from somewhere, it doesn't mean that we support or even like them - not even a tiny bit!

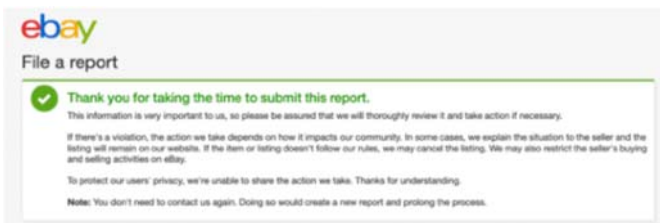
In the photo here they show Marilyn holding our 32m Trilobite. They do not have permission to use this photo especially so as it has Marilyn in it!

They advertise the kite at about twice what we paid for it and will probably slap on a big shipping charge! I have written to some of these companies but, as I have reported before, some of the people I have tried contacting can only

Pothecary Corner—Allan Pothecary

understand English if I pretend that I want to spend my hard earned cash with them and never if I have a complaint of any kind and, therefore, the response has been zippo.

I contacted eBay to protest and, Yeah, what a waste of time that was filling in their form. I did get a reply but it didn't leave me full of confidence in what they do to protect their customers either!



If anyone would like our opinion, recommendation or a test fly, then please contact us through our website's "Contacts" page and we'll try to help but please don't think we are associated to any inscrutable company!

Narwhal

During the summer we added a rather nice, single line kite to our collection. We made the usual video and it created a lot of, I have to say, quite unexpected interest, especially State-side.



According to Wikipedia The Narwhal also known as a narwhale (*Monodon monoceros*), is a medium-sized toothed whale that possesses a large "tusk" from a protruding canine tooth.

Rather an ugly looking thing, it spends a large proportion of its time under the arctic ice which is probably why I had never heard of it before as I don't go swimming there often.

The characterised version made in to a kite however, is quite pleasing to the eye. At over two metres long and one and a half wide, the lightly framed, easy to assemble creature flies extremely well from a low 4mph up to a claimed 18mph and has great presence in the sky, spotted from way off!

It comes with a reusable bag and has to be on our recommended list for anyone looking for an unusual fun kite that's not too expensive.

Fluxx

We have just finished testing and videoing three of the four available Fluxx trainer Kites (Yes there are two, letter "x's" in the name "Fluxx").



HQ were keen to see what we thought of them but probably realised the 3.0 was a bit beyond this old fellah!

I've touched on how good the control bar is for beginners in a previous issue because it stops the trainee from waving their arms about when the kite wanders off to the beginning of its inevitable, rapid descent and helps to encourage bringing the hands back together when the kite is flying in the intended direction.

As I said before, it's much like steering a bicycle. I thought the smallest of the three, the 1.3, was great fun. Very low in pull it's not only easy to fly with one hand (Look out Carl Wright here I come LOL) but just hold the bar on one side and watch the kite spin like crazy.

Pothecary Corner—Allan Pothecary



Needless to say the kites are incredibly tough and this one needs to be because it moves so quickly and the ground zooms up to greet it with unequivocal and indubitable ease.

Re-launches are easy, given that the healthy breeze that just slammed it to the ground is still present. I did find low ground passes with the 1.3 presented a challenge due to the sensitive control and the pace with which the undulating ground was covered but hey, if it was that easy, then where is the fun of flying it?



They come ready to fly with the lines already attached from control bar to kite and are one of the easiest to fly soft foils that I've had the pleasure to try and I just loved how quickly I

could get everything folded, rewound and back in the the bag.

Watch that pull!

They do (obviously) get more powerful as they get bigger so caution is advised if younger or lighter novices are involved.

There is a safety strap available which is supposed to de-power the kite by the course of the pilot letting go of the handle if things get too hairy and I will be ordering one to test and report on its effectiveness.

The most powerful Fluxx we tried was the 2.2. It's fairly fast when the wind is there and there's lots of power to be found by making small circles in the middle of the window. I was only making about seven twists in the line either way and felt no abrasion or gripping. In light wind I enjoyed the straight lines tight turns this Fluxx was capable of.

I have pictured here in this article the Green, 1.8 kite which is where the Fluxxes start to get more sensible and where I will probably start most beginner's.

YouTube Figures

It's pretty obvious that the products reviewed and discussed here, together with their exposure on YouTube and various FaceBook forums are seen by many eyes across the world, yet there are still so many kite manufactures who think they are going to get a massive invoice if they talk to me!?

I do it for fun - for my hobby - for my passion of kite flying!

No-one gets a bill unless it costs me - and that doesn't include Marilyn and me traipsing all over to carry out our tests and producing our videos, meeting with people (locally) for coaching or going to events where we invite people to try before they buy.

Views

The summary of our YouTube figures this year is 149 new subscribers added to our 1.45K already subscribed, over 93,500 total views and 1198.37 hours watched.

The bandwagon is there, why not jump on?

If we don't think much of a product then we most likely won't write about it (there have been a few) but, because it's only our opinion we prefer to keep our comments mostly positive and to whatever pleases us most.

New Passions

Those who follow us on Facebook will know that since Covid we have been spending a lot of time with our other, rising, passion of wildlife photography and, who knows, that could lean to-


Pothecary Corner—Allan Pothecary

ward a decline in the amount of time we devote to kites, if it hasn't already?

What a collection

We do, however have a rather large hoard of big, highly desirable, inflatables, many top end, dual and quad-line sport kites and countless good quality, hardly flown mid range kites the like of which you see here today.

We have collections of giant Jellyfish and Octopi, Trilobites galore, Dogs, Fauchi Dragons, a lovely collection of Halloween kites with Skeletons, Witches, Pumpkins, and inflatable Devil; an Elephant then tails a plenty, a huge collection of spares and many more kites, line laundry and accessories besides.



Empty Skies

Since the onset of Covid, fewer than normal have been flown due to the time available and my own, increasing, lack of mobility.

Maybe then, 2023 will be the time when someone else gets to be absorbed and paint the skies with these fascinating beauties.

There's so much pleasure to be had there and that's the tormenting part about it. We have no intentions of bowing out but it's just silly to not give these kites air time.

We will still be testing, making videos, reviewing and passing on advice, 'tricks of the trade' with kiting things people may not have known and, of course, always bringing up subjects for debate.



And we'll always be contributing to this magazine as long as Gill And Jon can continue the Stirling job of publishing every quarter.

They do need your help though.

Did you think of something you would like to say whilst flicking through?

Is there something else you would like to see in your magazine?

It doesn't matter if you're not a typist - get that pen out!

Did you notice? I got all the way through this edition's article without saying "I don't do fiddly!"

Loads more to write about but we have a festive season to prepare for so, see you next time.

Allan and Marilyn
Kitedisplays.co.uk

'Plus ca change' Dieppe 2022—Hugh Blowers (pics Lynn Blowers)

After two false starts, many rumours and bated breath, the 21st edition of the Dieppe Festival was finally confirmed, but not before a few nervous months wondering if it would be going ahead?

The forecast for the week was not wonderful, but hey, for the first time since Berck in 2019 we were headed to foreign shores for a festival. That it would be different this time round was not in doubt as travel restrictions, budgetary constraints and ongoing health problems for some would inevitably alter the dynamics somewhat.

Arriving and parking up prior to the festival, the most obvious change was that the usual tent line for the delegations was much reduced, with just ten small, individual tents four meters apart on the grass for the delegations in order to create a safer environment, removing the constant stream of public from close proximity to those in the stalls. This also meant that two and three countries would be sharing one tent, and just to confuse everyone, the order was reversed this time with USA and Tasmania sharing at the village end and Allemagne right at the far end, although this was not as long a walk as in previous years.

The plans for Friday went out the window as very strong winds prevailed, along with the odd deluge that prevented any flying. It was not until midway through one of these in the morning, with the rain hammering down on the marquee roof, that Christian Koltz informed us of the death of QE II, the first we had heard about it.

A wander through the motor homes confirmed that this would be a very different festival, as just two British vans were parked up. The afternoon was spent with a visit to the last resting place of my father at Notre Dame de Bonsecours on top of the hill and a convivial afternoon over several bottle of red with British friends, now resident in Dieppe.

Saturday was as good as it gets for flying with the beach full of inflatables, bols and sky banners including a huge display from Flandrn'vol. The public were there en masse as usual and gradually the arena filled up, mainly with smaller, sparrer kites, which was to be the theme of the week really and a pleasure for all that.

A wander round soon ascertained that there were many of the usual faces and even some countries missing, and the fewest ever visitors from the UK, probably since the late 1980s? The reasons are many and varied, with rumour being interspersed with more factual reasons for absence. Some delegates and representatives from previous editions had not been invited, and what the French equivalent of cost benefit analysis is we are not sure, but this did contribute, and after four years and with Covid still a

concern, other chose not to travel.

Gerard (Clement) and Dominique spent a considerable amount of time putting together his window kite with its many spars and panels, this time with a printed representation of George and the Dragon. Gerard has now sold his shop and is enjoying retirement as an itinerant kiteflyer.

Although there were fewer delegates, the participants seemed to revel in the freedom and it does bring to mind the old saying 'less is more', as there were many fantastic kites on display that might otherwise not have been seen. A new departure this time round was that everyone who registered was asked to select from a list what they intended to do during the festival, and if you had selected the kite flying option (surely the prime purpose) then you had scheduled times in the arena to fly, morning and afternoon. In addition, a programme was published each day as to when delegations, countries and individual makers would fly in the display arena from 2.00 to 6.00 each day, plus a joker that gave free rein to fly at any time.

Much of the focus of the festival was the Ukraine with a considerable portion of the briefing being given over to how help was being offered to people over there and arrangements for a mass fly in the afternoon with blue and yellow kites. With no official Ukrainian delegation, there were a mother and daughter representing the country who flew a large inflatable 'thingy' during the week.

Saturday also saw a further influx of sports kite flyers from the UK, including Steven and Daniel Hoath, Helen Ribchester, Steve Matchett, augmented by Lisa Willoughby from the US and Aud from Berck. Steven reckoned that it had been two and a half years since he had flown because of his work with the 'Hatchling'. The North West Quad Squad from the US were the other main four line team.



The Flying Squad

'Plus ca change' Dieppe 2022—Hugh Blowers (pics Lynn Blowers)

Sunday started foggy and cold with the parade scheduled to start much earlier than usual, but with the usual shuffling as one official sent everyone to the village end and then another to the far end, but unlike previous years, we were away with hardly a chance to catch our breath.

The steam punk, goth drummers are now a staple, but criekey, they must be fit to keep up that level of activity for as long as they do? The usual mix of banners, kites, national dress and silliness was evident as most had taken up Sandrine's pleas to participate. Our friends in Dieppe had never seen the parade, so they joined the thousands of others that lined a slightly shorter route, many joining in the parade as we wound our way through the town, with regular stops for drumming sessions and photographs.

The Korean delegation was in national dress, with huge, colourful hats that they were passing round for selfies with residents, even the police joined in with the fun on that score. It was getting seriously hot by the time we were back at the site with very little wind to cool us down, a situation that was to prevail for the next couple of days. The gentle breeze stayed off shore all afternoon with some light kites being bravely flown out to sea, and the less brave of us, struggling to get above the houses.

One intrepid flyer with a small Tri D did make it to something like 6,000 ft horizontally but only about 300 vertically, which brings me to the only gripe of the week, just the one you say? Yes, unattended kites, especially when conditions are iffy, or if you are flying in the public areas, across roads, houses etc. With several kites out to sea, when the wind dropped during the lunch break, it was only by a prodigious session of pulling in that kept the Tri D in the air, but the others ended up 'sous Le Manche', requiring a very slow tow against the strong tide.

With little prospect of flying anything we had brought, it was a chance to wander round the wind garden and catch up with someone that we had not seen for many years, Peter Wiesemann.



He will be remembered from his trips to Weymouth, but since then has been seriously ill, is now confined to a wheel chair and has had to give up flying. What he has done is to create an incredible collection of stainless steel mobiles with laser cut figures welded onto rods that are then balanced with large stones. He set

these all up from his chair, so it was little surprise that he was the winner for this installation.

Michael Lowe had his usual super display of instruments, gently humming away, along with a much larger construction like an upside down maypole with the ribbons all vibrating in the breeze. Even larger was a multi sided aeolian harp that was large enough to stand inside and listen to it singing. Unlike Michael's instruments, as the wind got stronger, it got quieter?



Very noticeable was how the French have embraced the electric bikes, scooters and skateboards with many of these whizzing along the prom at anything from the most sedate to the positively dangerous. The shop where Roland used to camp out with his stall is now a velo emporium, selling a huge range of electric and other bikes, many of which we do not see the like in the UK, especially those built for carrying multiple children, either in a box at the front, two side-saddle ranks at the back or even up to

'Plus ca change' Dieppe 2022—Hugh Blowers (pics Lynn Blowers)

three astride at the rear, amazing pieces of engineering, and probably as difficult to ride as some of the oddities that Jim Batten had brought along?

Later in the afternoon, there was the first attempt at an 'astral glide' fly. Now, I had to profess my ignorance as I had no clue what to expect until it transpired that it was just a collection of Ron Gibbian 'Astral Glide' kites, made by people all over the world and then flown together. However, make sure that when you Google it for the first time, having heard the announcement in French, you do not enter Astro Glide by mistake. (Go on, I know you are curious, as was the wife of a certain British kite maker who ended up totally embarrassed). There was an incredible range of interpretations of the basic design, some having made multiples to hand round.


Monday was a repeat weather wise, although even hotter, with the breeze, such as it was, again offshore. Inevitably this led to more kites taking a bath, although one French lady enjoying her swim, kindly brought Gerhard's roller back to shore. We did try to put some Phoenix in the air for what was to be the first of many mass flies during the week, but it was something of a lottery how long they stayed up, and when they did come back to earth they were suspiciously close to a French lady, sunbathing au naturel, requiring regular trips down the shingle to relaunch them, pure coincidence your honour? The Ukrainian duo also found that bikinis were the ideal wear for kite flying in the heat.

Dick Toonen was on hand for the first of his massed drum box flights, although the lack of wind precluded an attempt at 'the wall'. He reckoned that he had 67 up in the air in total of which 41 were his own that took 2 hours to put together. This really set the stage as fliers arrived from all over the field, including the sports kite arena, to participate in the various themes, tableaux and mass flights.



Robert Brassington lucked out totally with the wind as it dropped to nothing half way through his slot, much as my Bi D did having worked it

up to 300ft.



Scott Hampton even resorted to putting one of Robert's deltas on a banner pole to waft about. Scott and Marilyn, along with Robert, provided the most comprehensive and colourful display of all within the tent that they shared. Scott is renowned for his bright and dense colours, whilst Robert's kites were mainly black with appliquéd colour.

The riot of colour continued with their ground displays, Scott with his banners and flags and Robert with his dynamic wind sculptures. Marilyn Hampton reckoned that they had to be on site by 6.45 each day to get it all set up, yet it was not often that Scott and Robert were not flying, scheduled or otherwise.



It had been a long day, so once again a few bottles of red were sacrificed in a noble cause as we drank toasts to what was happening in the UK, along with the new keeper of the Corgis and Dorgies. Spotted amongst the tents and chatting was Pierre Fabre who was for so long a

'Plus ca change' Dieppe 2022—Hugh Blowers (pics Lynn Blowers)

feature of the festival, and who can forget the 'Nuclear Mackerel' or the 'Normandy Shield'?

By Tuesday we were well into our routine although the forecast for the day proved entirely wrong as it started wet and then dried out, contrary to what we had expected. Even at 9.45 it was proving to be a busy time for Scott Hampton, as his paired kites with half a stylised face on each were featured on all the posters and advertising material for the festival, so that he had to spend a great deal of time with TV crews.



To see the time that interviews, pieces to camera, noddies as they are termed, and establishing shots took was an education. The film and TV crews were much in evidence all week as there was still plenty to feature, including a huge, inflatable, bald eagle flown by Dirk and Sonja Kruger.

Unusually for them, this was not one of their own creations but had been built for them by Simon Chisnall of PLK. Dirk and Sonja have created a marvellous, dedicated 'kite studio' at their home that must be the envy of many, and as well as their incredible range of inflatables,

Sonja has been producing some remarkable, hand painted kites and banners. In the German tent was a train that she had painted with native American and mystical images, which I thought were just incredible and on the beach a 4 metre Bol, exquisitely hand painted with Aboriginal images.



Their comprehensive website www.bergadler-on-tour.de is certainly worth a visit. Most readers will know I have grave reservations about printed images, so for me, these were kite art at its best.

Steve Brockett had popped over for a couple of days and he had also been busy with the paints, producing a very colourful version of his Aviator, although I am sure this was an Aviatrix, judging by the strategic bulges?

Flying well in the very light winds was a real piece of history, a Stone Mountain kite, and an original, Bobby Stansfield at that. It must have been twenty five years since Bobby was at Dieppe flying his, which prompted Uwe Gryzbec to try and buy one from him. Unfortunately, Bobby had run out of the super, high tech Kevlar reinforced mylar, ex Boeing, that cost thousands of dollars a yard, but Uwe just 'happened' to have some in his shop, so he got his Stone Mountain kite. A significant proportion of the kites flown during the week were of this vintage or older, but no less spectacular for that.

The Germans put on a wonderful lunch time reception for all, although without the refrigerated truck, staff and champagne provided for the official reception that coincided.



'Plus ca change' Dieppe 2022—Hugh Blowers (pics Lynn Blowers)

After traditional German Fayre it was then on to the French tent for an equally impressive selection, including Camembert that you could almost drink. While all this was happening, a nice breeze along the field sprung up, so it was all hands to the pump for the afternoon programme, with each group flying, then backing up for the next group to take their place, except that many of us were multi tasking so had to abandon one set of kites to fly another, oh to be in such demand.

Those of us of long standing at Dieppe will remember the daily pleas and rollickings at briefing as the display arena remained stubbornly empty throughout the day. Now if you do not have a kite in your hand you will soon be given one and sometimes no idea what it might be as countries and makers co-opted from everywhere. Twelve Phoenix, four Brocketts, including two from the late 80s, three George Peters Dragonflys from the late 90s, just some of those we were involved in.

In the late afternoon flyers assembled in the display arena for a memorial flight to remember those that had passed away, before all the delegates had to make their way to the official reception.

Not a lot of wind on Wednesday until the afternoon, so it was off to the wind garden again to see what else was about, and here we were set a challenge. Niekol is well known, both for her work in the jardin du vent and as a flyer, and she had produced a large number of small banners with caricatures of famous people appliquéd on them, how many could we identify? Not many if truth were told, but they became more obvious when named, although James Bond and Batman were not too difficult, but Rene Magritte was way beyond our limited comprehension.



Joel with his automata was struggling with no wind, so the manual operation of his hatching dinosaurs kept the enfants twiddling the handle all day. After our standard lunch of a jambon complet and a bottle of Roche Mazet the sea breeze was sufficient to get the sky filled with sparred kites again. Further down the beach

was an amazingly large selection of crystal boxes, although the complexity and colours went far beyond this simple description, as each panel was multiple colours, there were multiple rows of cells and some of them were tapered front to back as well, incredible designing and making skills. The colours were also very subtle with no primary colours and many shades of each colour evident.

As well as the traditional kite making competition there was also a banner competition with a small display area set aside for these, although this was a bit chaotic as there never seemed to be more than three entries on display at any one time, how they were judged is known only to those who did it. The banners varied from simple printed images to complex appliqué and the Belgian Mannikin Piss, which did just that via a pipe though his 'you know what', connected to a large commercial backpack sprayer. To my mind there is no place for the very graphic imagery displayed on one, either on a banner or kite. Oliver Reymond's famous image stayed the right side of the line, this one did not. Back into the arena for the British slot, and sadly, this was one occasion when the lack of kites and flyers was most noticeable, just eight of us, where was everyone else? By dint of having the Phoenix all assembled and inviting people to fly, we did manage to put twelve up in a very tight formation

The wind was forecast to change at 11am on Thursday and then stay onshore for the rest of the week, and at 10.30, almost on cue, it dropped to be replaced by a sea breeze ten minutes later. At last a decent wind for Robert Brassington and his myriad of helpers first on, and then a quick dash with a stack of Phoenix over to the sports kite arena.

A mass launch had been planned with many of the quad flyers either flying or launching, and after afterwards we were asked to take the kites over to the crowd line so that the public could fly them. Not many kites that you could have 12 flying together with totally inexperienced flyers and not have any disasters?

A quick pitstop for refreshment and then back to the arena to help out Scott Hampton. Caterina Capelli and Fran Goddard were flying the two halves of the festival kite accompanying the famous giraffe, a fun Llama and a very colourful Zebra, plus a couple of original bugs, like the Stone Mountain kite, now probably over 25 years old, probably unknown to many.

Argentina, Sardinia, India and Korea were in the sports kite/combat area rather than the main village, but notable by their absence was the AKA who have supported the festival for years. Discussion surrounding those missing continued all week and speculation as to how many of them might be able or willing to return

'Plus ca change' Dieppe 2022—Hugh Blowers (pics Lynn Blowers)

in the future and whether the festival had suffered at all? Someone definitely missing was the owner of a large inflatable with flag that descended across the road and was ignored until removed by other flyers. Another arena session followed before being moved out in preparation for the big event of the week.

Twenty plus Roks had been commissioned, each with the logo of a sponsor, and representatives of the sponsors had been invited for a mass fly of these. Getting so many kites set up along with the besuited men and women, inexperienced in the art of kite flying was a mammoth task, that took far longer than was anticipated, to such an extent that the all the kites were still in the air as we headed to the restaurant.

Ah yes, of course we were in the New Haven as usual, but for the second night running understood why the French are not madly keen on the British. Dieppe has had an explosion in the cafe and restaurant culture, with each establishment now occupying most of the pavement and many spreading to the quayside across the road, and my goodness, weren't they busy? The town was heaving most nights, and reservations were essential, and now Dieppe is certainly a destination for the British as English speakers surrounded us at every turn.

It however was with a degree of embarrassment that we observed a very loud party of seemingly well to do Brits who ignored the menu and tried to order drinks under English names, and similarly with food. They were not impressed with the waiter who although he did speak English was not au fait with what a G&T was or some of the things they were asking for. The Patron however, never one to appear uncooperative, despatched a waitress to the store along the quay for a bottle of British gin. It was all neatly summed up by one of our festival contingent who was serious with the question 'why can't they speak English' mmm?

A very good onshore wind for most of Friday had the beach full of inflatables and an impressive display by members of the Kent Kite Klub at the south end. Not often that three Robertshaw serpents are being flown by one person, so I made the long trek down there to find Peter Fisher at the bottom of the lines. Nearby were Simon and Laura Hemsley with a truly impressive line of PLK and other inflatables and the massed pyro deltas of the Kent club.

At the northern extremes of the site the latest influx of British flyers had joined in with a seriously impressive display that included no less than three PLK maxi teddy bears and several large Cobras that will soon be available in the UK. Several mermaids were in evidence, including one with two tails, most unusual? Findus and Pederson from Berg Adler and a plethora of turtles, (apparently called a bale) from the

Twentse kite flyers meant that there was not a whole lot of room, with attendant mungles at times.

Two 8m PLK pilots in the main arena insisted on causing havoc, especially the one with the generator on the line and the long trailing cable to the ground station. The concept is fine, but as seen four years ago, a whirling propeller on a line has no place on a kite field as observed when it collected several hundred feet of another flyer's line.

That we were flying two of Steve Brockett's creations between them concentrated the mind, but in that wind, the Dragon and Misty behaved themselves perfectly. A sobering thought that these two kites were bought to celebrated significant birthdays over twenty years ago.



Kites by Michael Goddard (left) and Steve Brockett (right)

Michael Goddard had assembled a host of his kites for us all to fly for what turned out to be his best display of the week. He provided us with some lovely, hand made handles, with ply cores and fruit wood laminations in the form of animals.

Apart from the two pilots, the main arena was almost free of inflatables allowing a wonderful display of smaller, sparred kites, the most we have ever seen, and with the sun on the kites and lines, a wonderful spectacle. Out of the blue it came on to rain, accompanied by a massive wind shift, that then went back again before dropping completely, bringing the day's activities to a close. As we walked back to the hotel in the evening, the sky was blood red with jet black clouds, but did we have a camera with us, of course not and neither are we yet smartphone competent.

'Plus ca change' Dieppe 2022—Hugh Blowers (pics Lynn Blowers)

Suddenly we were at the final two days and so far no time to get bored and with a lovely, on-shore wind, it was looking like another full day of flying. As usual, there had been an influx of participants and observers for the final weekend, so it was getting a bit crowded.



If we thought it was busy the previous Saturday, then it was as nothing compared with this time. The beach, promenade, site and town were absolutely heaving, the largest crowds overall that we can remember. The restaurants were running non-stop all day with hardly a table to be found anywhere. The beach has developed a very deep trench, which was full of sunbathers revelling in the lack of wind at the bottom. There were several incidents of unattended kites going missing, not nicked, but lines being cut and a turbine that had wrapped itself round one of the ever present, kite-eating, lamp posts. We were enjoying our lunch on the beach when the Ukrainian girls approached us and asked if we 'had seen a large kite'? All that was left was a heap of line with a tattered end. It was not to be the last incident with unattended kites either.

Much of the Saturday was given over to the kite making competition that Gill has already reported on, so our only observations surround the perennial lack of connection to the theme and the attempts of a couple of ladies to get their entry to fly. That it was made from commercial display unit framing and fittings, with minimal lifting surface did not help. It was also bridled at right angles to the wind so was unlikely to get even off the ground, even with numerous enthusiastic launches. Intervention by an experienced flyer and several metres of cling film to increase the lifting area was sufficient to get it third place in the Novices category.

Joel Goupil had a Cassagnes popper up and down a line all day and in another reflective moment, three large Gressier Dagues were relishing the conditions and looking perfect in the sun. Good to see Jaques, Michel's faithful lieu-

tenant for so many years at Dieppe on hand.

Bruno Cocandea's turtles are marvellous pieces of kite making with the combination of Mylar and fabric, but it was his latest creation that was just amazing, an octopus, but viewed from below with the tentacles spread out so that there was not a single straight seam or hem in the whole kite. He wrestled with it for a while to get it flying before bringing it into the arena, along with nine turtles for a mass fly alongside Scott Hampton and his helpers, where I was lucky enough to fly the giraffe, which was a bit like holding the real thing when it was up in the clean wind.



Fran was again flying the left half of the festival kite, with Lynn in charge of the right hand bit. Most of the commentary and arena organisation this time fell to Michel Gaugen (hope I have spelt the name right) who admitted to knowing nothing about kites but was commentating most effectively on what he saw, with references to the makers and flyers on hand. The mass flies and tableaux really worked, none more so than the fly for peace with Doves, Angels, hearts and Caterina with a peace flag on her kite. For once there was the prospect of a good wind for the vol du nuit so for most it was a search for somewhere to eat before getting back to the field, and my goodness, the queues for the restaurants were far in excess of what we have ever seen previously.

'Plus ca change' Dieppe 2022—Hugh Blowers (pics Lynn Blowers)

What has changed night flying totally is the advent of LEDs in all their various incarnations and PIC controllers that allow kites and static installations to be illuminated in so many impressive ways. Dick Toonen had a drum box arch with lights in each for the first time whilst the inflatables lit from inside always look good. Angels and other kites with reflective strips benefited from the spotlights if viewed from the sea side of the site. The banner with constantly changing colours all the way up certainly got attention, making this the best night fly for several years.

The onshore wind continued into the final day making it perfect for flying, as long as you were above the turbulence of the tent line. Quite spectacular were three Sentinels from Shula Shavit, each monochrome, with hundreds of tiny pieces of fabric in shades of purple, green and yellow. T

he last kites in our box, were two Brassington cells, more designs from the 90s that still look superb and fly equally well. A look at Robert's website reveals a whole series of these wonderful creations that are seldom seen now, so it was a pleasure to include them in his last display of the festival.

There were a few disasters through inconsiderate flying as Mikoto found when his beautiful EDO ended up on one of the rooftops. Worse



was to follow as someone anchored two kites in the display arena and then left them there, despite requests to remove them. We could avoid them, but for the Indonesian dragon it was a disaster as it was cut completely in half by the errant line.

It was however the best display of Dragons of the week, mainly Indonesian, which are quite different to the Chinese style. Malcolm Goodman had brought his over, which almost filled the arena and launched perfectly, although it required several strong bodies to hold it before it could be anchored. It stood up beautifully alt-

hough hauling it down by hand seemed fraught compared with the Chinese method of landing them.

It has to be said that the festival sort of staggered to a close, rather than a formal closing as we all gathered to hear the results of the competitions. Something was lost in the translation as the kite classes were announced as Junior and Experimental with a presentation that like the festival ended, without there being an end.

The Belgian banner provided much amusement as the manikin did his trick over the crowd, whilst the other winners gathered for photos and interviews. The wind was still perfect, so, for the first time ever there was a chance to fly the last kite in the box, a Capelli, again representing a significant birthday and glowing in the afternoon sun to complete, what was for us, the best Dieppe, not only for the flying, but for us to be able to be there at all after four years and to catch up with so many friends that we had not seen since 2019.



Winding down inevitably involved several bottles of red and a consensus that we had all had a thoroughly enjoyable time. As always, rumours abounded about the future of the organisation, and indeed, the festival, but there is no doubt that the town did well out of it. So, although there were many changes, as the title suggests, it was very much the same at Dieppe, but with a lot more flying for us.

Returning home on the day of the royal funeral was an unusual experience as the only time we even had a car in front of us at the shuttle was going through immigration and security, not a single car in the assembly areas and almost empty trains.

The Dartford Tunnel and motorways were equally quiet, we had missed it all, apart from Elgar on a loop for most of the evening that is. Fingers crossed for 2024?

Chair Kite—Mark Harding

A Hargrave/Lecornu Combination

This is a cellular kite consisting of the construction methods of 2 great pioneers of the kite world, Lawrence Hargrave and Joseph Lecornu.

The "seat" and "legs" are basically a box kite while the back of the "chair" joined at the rear cell is based on Lecornu's ladder kite.

To make this kite you will need: -

- 1) Ripsop Nylon in various colours for the sails
- 2) 8 clear plastic brace locators $\frac{3}{4}$ inch long
- 3) 4 reinforced plastic brace locators two at $\frac{3}{4}$ inch long and two at 2 inches long
- 4) 8 longeron locators with split rings or alternatively arrow nocks can be used.
- 5) 2 aluminium tensioners and 4 button tensioners.
- 6) Lecornu section
 - Longerons 2 at 5 inches 4 cane spines (green garden canes) approx 4 $\frac{3}{4}$ inches
 - Braces 1 horizontal at 19 $\frac{1}{4}$ inches approx 2 vertical external at 19 $\frac{3}{4}$ inches approx

Dacron tape at both ends of centre plane for reinforcement for button tensioner.

- 7) Hargrave section
 - Longerons 4 at 24 $\frac{1}{4}$ inches approx
 - Braces 4 at 28 $\frac{1}{4}$ inches approx.

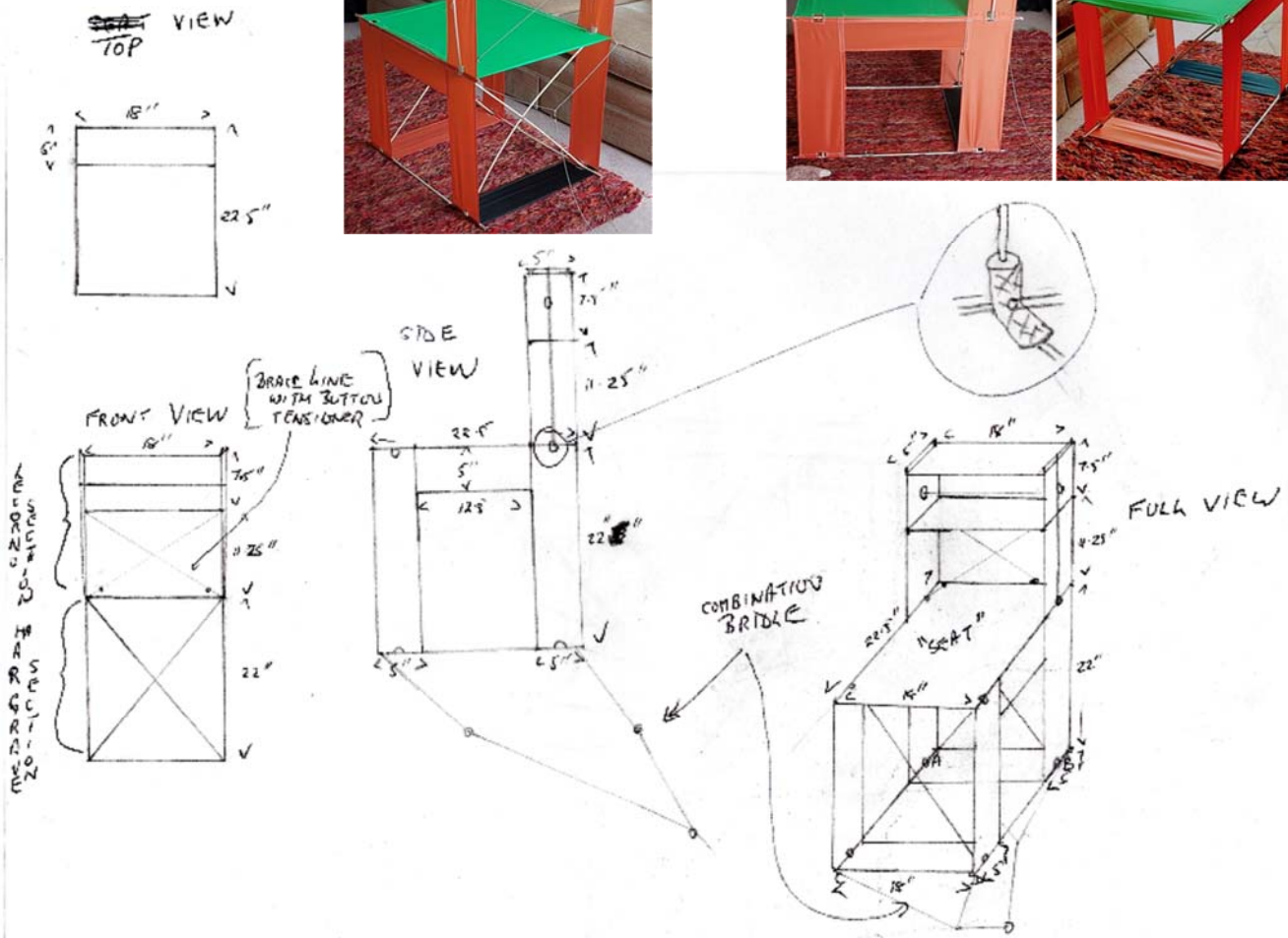
All Braces and Longerons are made from 6mm pine dowel (or Ramin if you can get it)

See diagram showing the measurements and different views and also the pictures.

The bridle shown is a combination bridle as shown connected to points A,B,C & D but if you prefer a 4 leg bridle would work as well. Also I have experimented with a 2 leg attached to points A & B and a Lecornu combination bridle with a space bar attached to the back of the 'chair' attached to the Hargrave section only, this works very well.

Needs a steady wind speed of about 12 to 15 mph, the kite can fly at a high angle.


Good Luck



Bits & Pieces

Around the Auctions *Invaluable.com*

Children of the Qing Dynasty, Flying the Kite
Chinese school. Shen Jiang - Shanghai, early 20th century. Watercolour and ink on rice paper. Signed on the left side and titled on the reverse.



This work is located in Shen Ziang, which is the name given to the Yang Pu Jjiang River in Shanghai. A watercolour painting scene is depicted on a hanging scroll, along with a calligraphic text. In it, a group of children dressed in traditional costumes rejoice in an ancestral Chinese landscape. The children play and fly kites.
Estimate: \$500—\$600

Chinese Polychrome Porcelain Fish Bowl/Jardiniere

With scene of children at play with kites and characters and red chop seal mark. [11" H x 17" Diam.]. Minor wear.

Estimated at \$100—\$300, sold for \$75.

Stelios VOTSIS (Cypriot) - Green kite

Green Kite, 2006
Mixed media.
Signed and dated '06 lower right
Sold for €700



A Chinese Wucai Porcelain Bowl, Chenghua Mark

The interior with boys playing with kite. Outside has courtyard scenes.



Estimate:
£300—£500.
Sold for
£600.

Bits & Pieces

"Kids playing with kites", attributed to Tang Yun (1910-1993), Chinese scroll painting.

Heart size: 95.5 cm×48 cm Biography: Tang Yun was a Chinese painter known for his flower-and-bird subjects, landscapes, and portraits. Tang employed traditional Chinese painting techniques in new way to produce lively works, characterized by their focus on the natural environment. Born in 1910 in Hangzhou, China, he served as an apprentice to a number of traditional artists in his hometown before moving to Shanghai in 1938. Here, the artist taught at the Xinhua Art Training School and the Shanghai Fine Art Training School. Tang died in 1993 in Shanghai, China.



Estimate: \$10,000—\$50,000

From Ebay

Vintage Retro 1975 Mettoy Barnstormer Wembley Stunt Kite 70s toy gift

Super Rare item.

Looks to be almost complete. Not sure if a connector is missing for where dowls cross. Could be tied together. A slight tear but looks like it could be repaired with some tape. Possibly repaired on top edge already too.



Asking price £44.99 plus postage! (There is another on Ebay in a box for the same price but also with problems).

Sotherby's

Pavel Tchelitchew 1898 - 1957—The Kite



(It is the small blue kite at the top). Painted in 1936. The artist would place figures seen from different viewpoints in one pictorial plane, resulting in a distorted perspective and extreme foreshortening, as is the case here with the boy in the foreground.

Estimate: \$80,000—\$120,000

Bits & Pieces

Chanel, Paris A canvas kite, signed CC and inscribed Chanel



Estimate: €800—€1200, Sold €2,772

French School, Circa 1800. Portrait of a Young Boy holding a Kite

Watercolour and body colour on ivory, gilt-metal frame, glazed reverse.



Estimate: £800—£1200, Sold £875

Pope shares childhood memories with Italian children

From National Catholic Reporter

Pope Francis told Italian schoolchildren that he grew up in Buenos Aires, Argentina, "the most beautiful city in the world," and that besides playing soccer, he loved to fly kites as a child.

"We would make them with cane and paper, light paper. We made them ourselves," the pope told about 500 children from schools in the poorer neighbourhoods of Rome and of Mi-

lan. In the kite championship, he added, there were prizes for "the prettiest one and for the one that went highest."

New Kite System for Ships Tried on Transatlantic Voyage



France-based wind propulsion specialist Airseas is sharing the first footage of its automated kite system Seawing in use during transatlantic sea trials.

The trial took place on board the roll-on/roll-off ship *Ville de Bordeaux* as it transported aircraft components between Europe and the United States. With the release of the new footage, Airseas is also announcing the successful completion of the crucial initial stages of sea trials.

Flying at an altitude of about 200 meters, the Seawing system comes in both 250 sq meter 500 sq meter versions, both of which were on board for the trial.

Combining expertise from the aerospace and maritime sectors, Seawing is aiming to slash fuel consumption and emissions by an average of 20% by harnessing the wind to reduce the main engine load. It's using "digital twins" and advanced automation systems to ensure that the system could be safely deployed, operated and stored at the push of a button with minimal input or training needed from crew.

Airseas says the first stages of the sea trials have successfully validated key steps such as the folding and unfolding of the wing, take-off and landing, and flights in altitude.

The next phase will test the Seawing in a broader range of weather conditions and fine-tune the automation system.

Bits & Pieces

Kites of Japan. A vanishing art

A couple of copies of this book have appeared recently—both on AbeBooks.com. Described:

With 18 hand drawn coloured plates signed by seal, each in a black wrapper with an outline drawing on front and 1 original kite. Paper made folder in original cloth folder with 2 claps, (slightly faded).

One of only 100 numbered copies. - "Colophon: All the paintings are executed by Master Kato Tatsasaburo, who has been painting and making kites for more than sixty years." - Splendid design of kites in luminous colours!



One is for sale at just over £1700 and the other Just over £800.

Kitesurfer Runs Into A Humpback Whale Off The Coast Of California

There's extreme, then there's kiteboarding over a whale, extreme. Kiteboarding is exactly what it sounds like. An adrenaline junkies game that involves a board and you holding onto a kite for dear life as it pulls you across the top of the water as fast as the wind will take you.

It is a pretty wild activity for thrill seekers that can lead to the opportunity to catch some air off of waves and has pretty low risk given you can bail into the water at any point. The only real risk involved is the possibility of hitting something unexpected coming out of the water.

Humpback whales are the one of the largest animals on our planet, weighing up to 40 tons and being 50 feet in length. Massive would a huge understatement for this animal.

Naturally, a person doesn't want to run into something that big and certainly doesn't expect to either.

This kite boarder was out for a day of surfing off the coast of Crissy Field Beach, in San Francisco, California when the most unexpected thing happened.

He is seen enjoying the water and nice weather when out of nowhere he runs over top of a massive animal. The man freaks out in excitement, as well as shock, when he realizes what just happened. He literally rode up a humpback whale like a ramp in the water.


And here's the kicker, he's never even seen a whale in his entire life... and just jumped off one. Insane.

The video can be seen at shorturl.at/pFV15

Kite Building Videos

A couple of videos have been posted that you can follow to build the kites in question.

The first is to build a Freddy Stapersma Dolphin Kite.



The video shows the construction steps for one of the Freddy's Dolphin kite kites from Peter Lynn Kites. The kite was designed by Freddy Stapersma with instructions by Leong Chee Wan. In this video I show you how to make the kite using a split screen view of the sewing machine and crafting table.

Bits & Pieces

At just under 2 hours long it is a perfect step by step guide. <https://youtu.be/cQ1RyfzvDEE>

The other is a How it's Made: Hexagon kite from Alicja Szalska. She says:



Are you curious how and why Lotus hexagon kite was made? It surely took me a while...

We compressed the kite making process, over 22 hours of work, into a 13-minutes video

Watching short videos, reels, chopped up content, one after the other teaches our brain to function in a distracted way. This is followed by physical changes in the brain that make it difficult for us to focus on something for a long time. Concentration becomes a challenge. The more distracted we are and the harder it is for us to focus on something, the more we get caught up in the spin of easy and short-term tasks, and doing things that are difficult and take time is no more attractive.

It took me almost nine months from the time I started working on the first Lotus hexagon kite, until the whole train was flown. I feel privileged to have kites in my life, which I enjoy concentrating on for a long time, and without taking shortcuts.

<https://youtu.be/rTpRHceT5YM>

Kite Plans for Connoisseurs

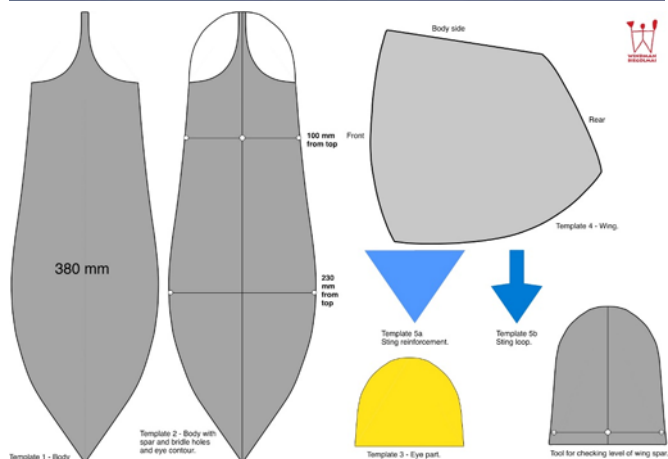
Kite Plans for Connoisseurs is a collection of building plans for kites designed by Andreas Ågren. These kites often have a unique technical twist.

Most of the plans are with pretty detailed step-by-step instructions so also not so experienced kite builders should be able to make the kite. More experienced kite makers will of course find their own solutions and do short-cuts.

The plans can be found at <http://windman.se/kite-plans> and they may not be used for commercial purpose without written consent.

There are 16 kite plans available, the earliest design year being 1994, and they go right up to 2022.

Mainly presented in PDF format a number also have full scale plans for the kites (or elements of the kite) for printing and using with the provided instructions. See below for an example of the template together with the final kite (WannaBee).



Kite surfer rescued after drifting one mile out to sea

A kite surfer has been rescued after he drifted a mile out to sea and became entangled in the lines of his kite. The rescue occurred off Dublin's Dollymount Strand, one mile north-east of Bull Island this afternoon.

The alarm was raised by the kite surfer's parents who had been watching his progress from the shore. The kite surfer, who is aged in his 20s, had drifted a mile offshore.

Dun Laoghaire RNLI Helm Paul Cummins said: "The young man got into difficulty when the wind dropped and he drifted a mile offshore. In the process, he became entangled in the kite rigging."

Mr Cummins said: "We were delighted to see the kite surfer reunited with his parents. In this instance, all preparations were followed - the surfer wore a heavy winter wetsuit, had a buoyancy aid, and had a shore contact looking on."

Event News

WHKF Indoor Fly-in, 5th Feb 2023

Twelve months on and time for another indoor fly-in. As previous the venue is St Joseph's in Swindon, post code SN3 3LR, date being Sunday 5th February 2023 commencing at 11.00hrs until 14:00hrs. Cost £6 per flier to cover hire. Tea/coffee facilities available but own cup essential.

No experience of low/no wind flying required just enthusiasm and definitely no running involved. Tips, hints freely given and an opportunity to experience/see a selection of kites not often seen at windy festivals.

A comment heard from one of the newbies Pam Parsons, "I didn't realise how much fun it would be and nice to learn a different technique of kite flying, can't wait for next session".

So, come and have some fun for yourself at the only, currently, indoor fly-in. Appreciate for many, including myself, that it may be a distance (two hours or more) to travel but what about car-sharing.

Plans are available for home-made light kites if Santa has not delivered one or check out one of the few traders ie, Karl Longbottom who often has a range of imported or his own single-line kites.

Any questions contact Bob Cruikshanks, bcrui-shanks@googlemail.com

North Hants Kiter's Jolly Up 32—April 22nd & 23rd

Gate opens from 12noon on the Friday...

The site is located in the village of Cliddesden, just south of Basingstoke (not far from J6 of the M3).

On-site camping is available from Friday midday onwards (£15 per tent/camper for Fri and Sat night, there is a small extra charge for a Sunday night stop-over).

Pie and Mash will be available in the Marquee on the Friday evening, please order and pay at the bar.

There will be a Hog Roast on the Saturday evening (£10.00 and please bring a plate and cutlery where possible to keep our outlay down!) Please let us know in advance if you require a vegetarian option.

As usual we will be doing Jacket Potatoes at lunchtimes over the weekend, and Bacon/Egg rolls will be available on both mornings.

The Auction will be held on the Saturday evening, and any donations gratefully received before or on the week-end (before 4pm please to give us time to set it all up and Hayley to sit down for a while :-)

There will be a silent Auction on the Sunday.

Roy's Refreshment Tent will be open for Business, normal rules apply...

For further info, please contact:

Roy on 07778 352825

Chris on 07456 342970

Or e-mail roy@kitesup.co.uk

For orders: hayley@kitesup.co.uk

Your tee-shirt/polo etc, can be pre-ordered. Please email Hayley if interested in doing so.

Please Note: this is NOT a Buggy/Boarding weekend, thank-you.

February		
5	WHKF Indoor Fly-in, St Joseph's School, Swindon SN3 3LR	Bob Cruikshanks
April		
15-23	Berck International Kite Festival, France	www.cerf-volant-berck.com
21 – 01/05	Cervia International Kite Festival, Italy	artevento.com
22-23	North Hants Kiter's Jolly Up 32, Cliddesdon, Basingstoke	Kites Up
June		
17-18	Seal Bay Kite Festival (in association with the Bognor Regis Kite Fliers), Warners Lane, Selsey, West Sussex PO20 9EL	sealbaykf@brkf.org
July		
1-2	Barmouth Kite Festival, on the beach opposite the Lifeboat Station, Barmouth, Mid Wales	kitesbarmouth@gmail.com
8-9	Leominster and Hereford Kite Festival, The National Trust's Berrington Hall, Leominster, Herefordshire HR6 0DW	www.kitefestival.org.uk
15-16	Brighton Kite Festival, Stanmer Park, Brighton.	Brighton Kite Flyers
29-30	Portsmouth International Kite Festival, Southsea Common, Portsmouth (Provisional)	portsmouth@thekitesociety.org.uk www.portsmouthkitefestival.org.uk
August		
7	Royston Kite Festival, The Heath, Baldock Road, Royston, Hertfordshire SG8 5BG - PROVISIONAL	kites@roystonrotary.com

MEMORIAL CANDLE.

A one off, to remember John Barker, 'The B.O.F.' As on the 10th September 2022 it was 10 years since his death

I have a Facebook page about this. When it was set up, the plan was to hold a get together, and drop bears. But this was not possible due to the local council wanting public liability and other things. So I decided to do it like O.S.O.W. with people dropping bears where they wanted.

I only had four replies. Helen Morgan, Peter Metcalf, Tony 'T.C.' Cartwright and a local flyer called John.

Due to things not working out, TC did not manage to do anything, so I did not get a report from him. But I did from the others.

Peter sent a couple of Videos. In one he drops a bear, from the top of an outside climbing wall, with the chute open. In the other he throws it, with the chute in a pack. It opens about four feet from the ground. This beats my 55 feet drop for Children in Need (See The Kitefliers 106). Peter's bear is therefore awarded the lowest drop from a climbing wall record.

Helene Morgan flew at Brean Sands. Dropping two bears, one similar to my Bluebottle with a yellow helmet. And one with a Christmas hat on. They were dropped by the pipe cleaner method. Both having at least one drop. On one of the yellow helmet's drop he started to drift, so Helene had to run after him, but out of the corner of her eye, she saw a man grab him. He then returned him to her.

On one drop, xmas bear got dragged across the sand, leaving a short trail behind him.



Left: Yellow helmet on the line.



Below: Xmas bear and drag marks.



I dropped three bears at Irchester Country Park. Where I was joined by Steve Pugh and his family. They flew a kite, but did not have any bears to drop. Steve also flew a drone to get a photo of Bluebottle, with the union flag, as he came down. On his first drop Bluebottle also had the Queen's sigil, and the dates of her life, as a tribute. But he did a roman candle! So I removed the sigil for his other drops. Mr Brown dropped with a tribute sign for John, that looked nice as he came

Mr Brown with the sign just visible below him.



The sign Mr Brown flew.



Slightly fuzzy drone shot of Bluebottle with the Union flag below him.



My final bear, Ray, did a couple of drops. But I did not get any photos of them. I don't know the type of kite used by Helene, but all my drops were from a Sky Bums Mega Delta. Peter Metcalf, should have been at the park with me, but he was busy. So Steve came instead. So it's goodbye from me, and I hope you enjoyed this special one off.