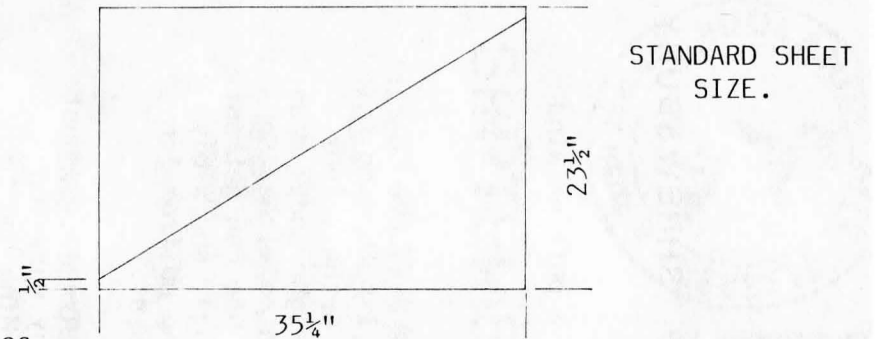


ZEPHYRLITE 70

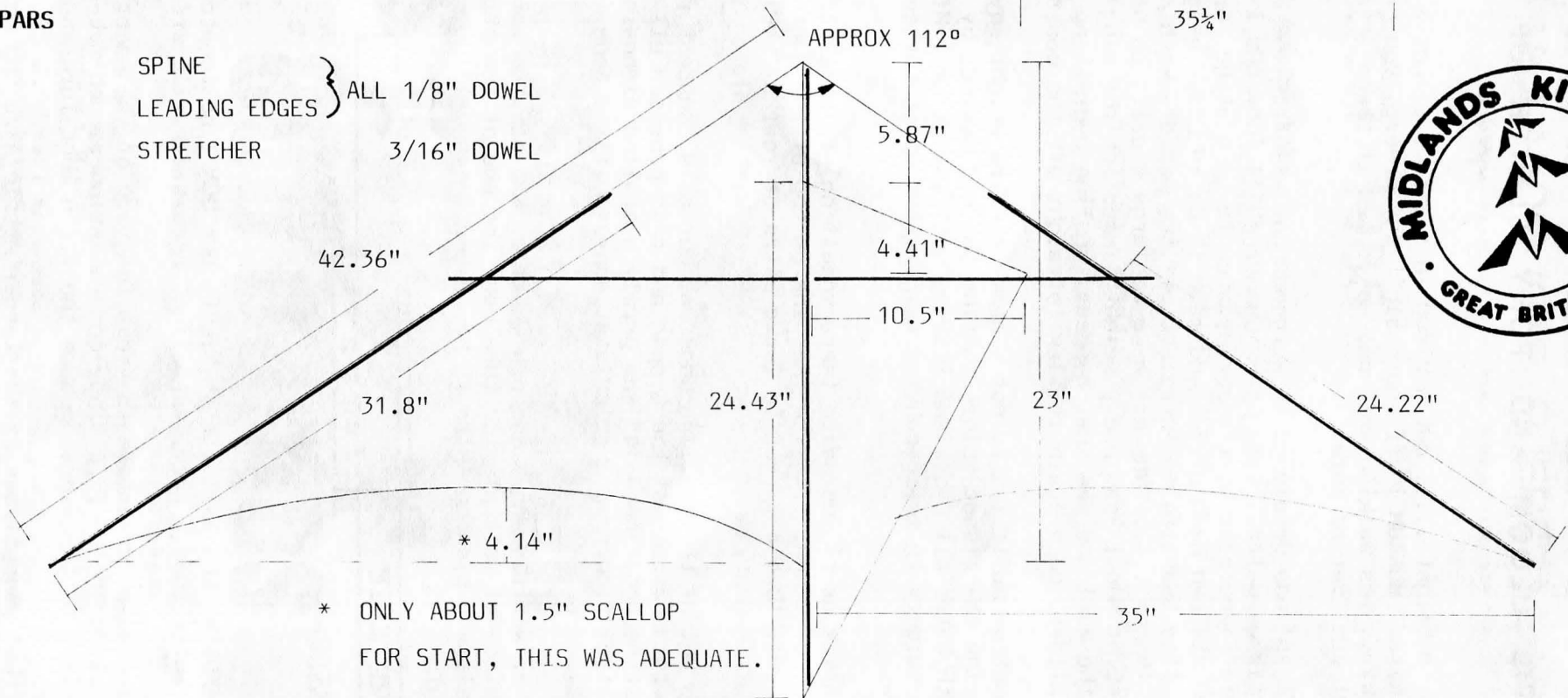
SLIM TISSUE DELTA USING SHEETS $35\frac{1}{4}" \times 23\frac{1}{2}"$
 BASED ON THE BILL LEE SPECIAL ONE SHEET TISSUE DELTA
 (KITE LINES SUMMER 1977.)

BY DAVID BLOOM AND TONY SLATER OF SHREWSBURY.



SPARS

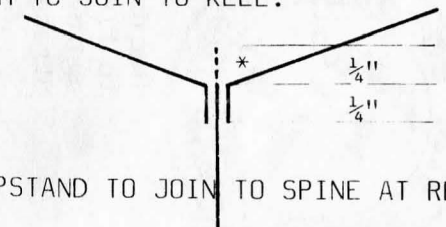
SPINE } ALL 1/8" DOWEL
 LEADING EDGES }
 STRETCHER } 3/16" DOWEL



NOTES NOTES NOTES NOTES

SPINE AND LEADING EDGE SPARS STUCK TO TISSUE USING TISSUE PASTE OR PRITT STICK.
 STICKY TAPE REINFORCEMENT AT NOSE, WING TIPS, FRONT LEADING EDGES, STRETCHER
 EYELET HOLES, FRONT OF KEEL, FRONT OF SPINE AND REAR OF SPINE TO KEEL.

HEM TO JOIN TO KEEL.



* UPSTAND TO JOIN TO SPINE AT RE